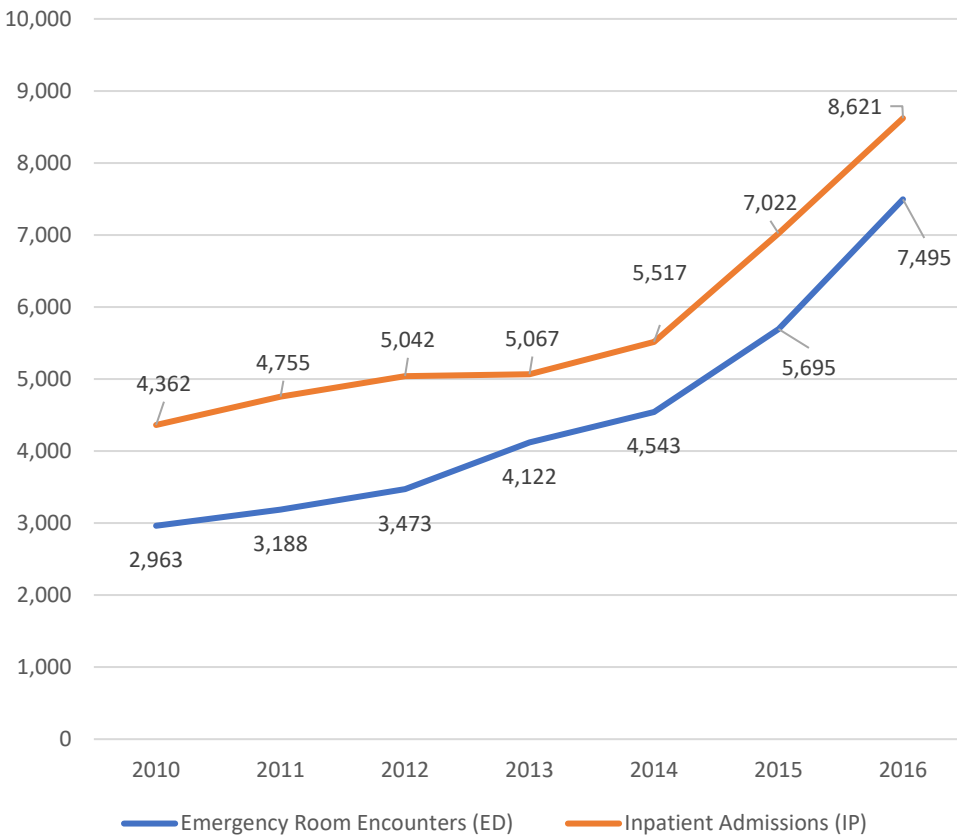




The Scope of Opioid Use in Nevada, 2016

Opioid-Related Hospitalizations, Nevada Residents, 2010-2016



In October 2015, ICD-10-CM codes were implemented. Previous to October 2015, ICD-9-CM codes were used for medical billing. Therefore, 2015 data consists of two distinct coding schemes, ICD-9-CM and ICD-10-CM respectively. Due to this change in coding schemes, hospital billing data from October 2015 forward may not be directly comparable to previous data.

The % change of ED encounters in this time was **+136%** and for IP admission was **+84%**. (2010 – 2016)

9% of the IP admissions had a length of stay **15 days or longer**. (2016)

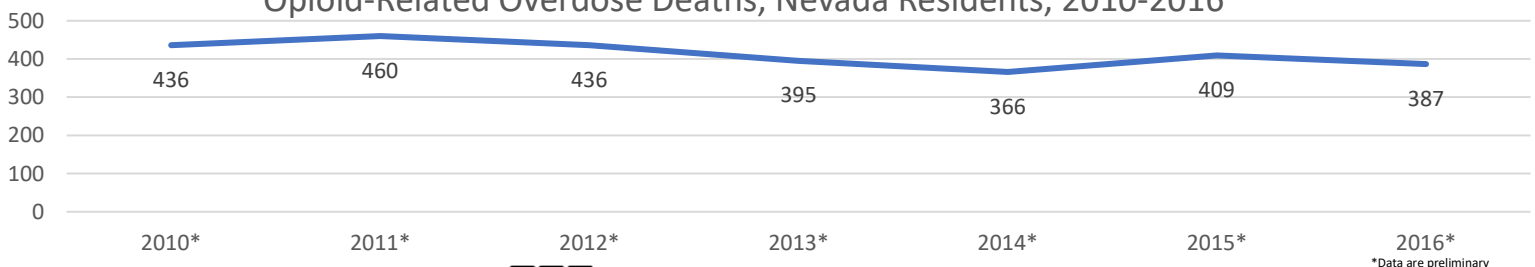
Over **26%** of ED encounters and **34%** of IP admissions were among patients aged **55 years and older**. (2016)

Medicaid paid for **48%** of ED encounters and **38%** of IP admissions. (2016)

Of the opioid poisonings (965.0 ICD-9, T40.0-T40.4, and T40.6 ICD-10), **38%** were Heroin, **3%** were Methadone, and **60%** were other Opioids or Narcotics. (2016)

Naloxone was administered by the hospital on **20.7%** of the ED patients with opioid poisoning. (2016)

Opioid-Related Overdose Deaths, Nevada Residents, 2010-2016*



*Data are preliminary



The opioid-related deaths in Nevada have **decreased by 12%**. The greatest number of deaths each year occur among those aged 45 to 54 years. (2010 – 2016)



Roughly **85%** of all benzodiazepine-related overdose deaths also involve opioids.
Roughly **30%** of all opioid-related overdose deaths also involve benzodiazepines. (2010 – 2016)

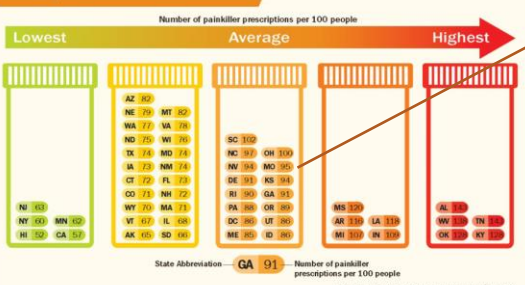


59% of the opioid-related overdose deaths were caused by natural and semi-synthetic opioids, **20%** were caused by heroin, **13%** by methadone, **13%** synthetic opioids, and the remaining **7%** were unspecified opioids. (2016)



Of the opioid-related deaths in Nevada, **85%** were deemed accidents and **13%** were deemed suicide. (2010 – 2016)

Health care providers in different states prescribe at different levels.



Nevada clinicians wrote 94 painkiller prescriptions for every 100 Nevada residents. (2012)

Based on Nevada's Prescription Drug Monitoring Program (PDMP), for opioid prescriptions in 2016:



Total Prescriptions = **2,538,885**
Total 2016 population = **2,902,853**
Per Capita = **87/100 residents**