

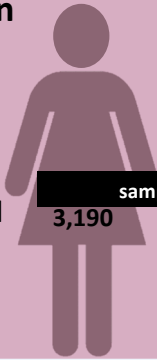
Clark Mental Health

Population

13%

On average of women age 15-44

in Clark County mental health give birth each year.



3,190

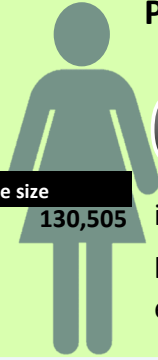
Clark General

Population

6%

On average of women age 15-44

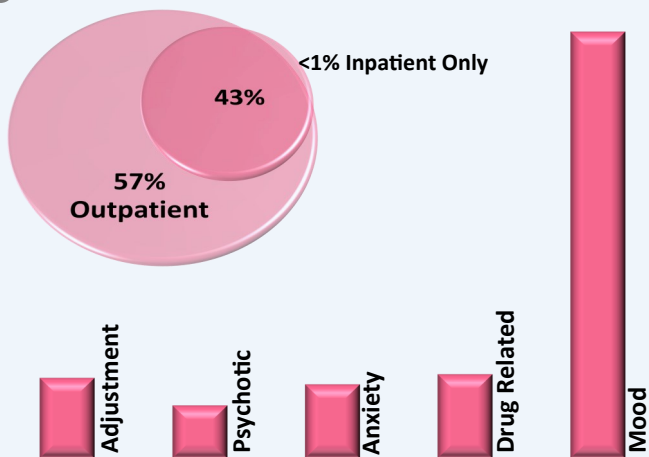
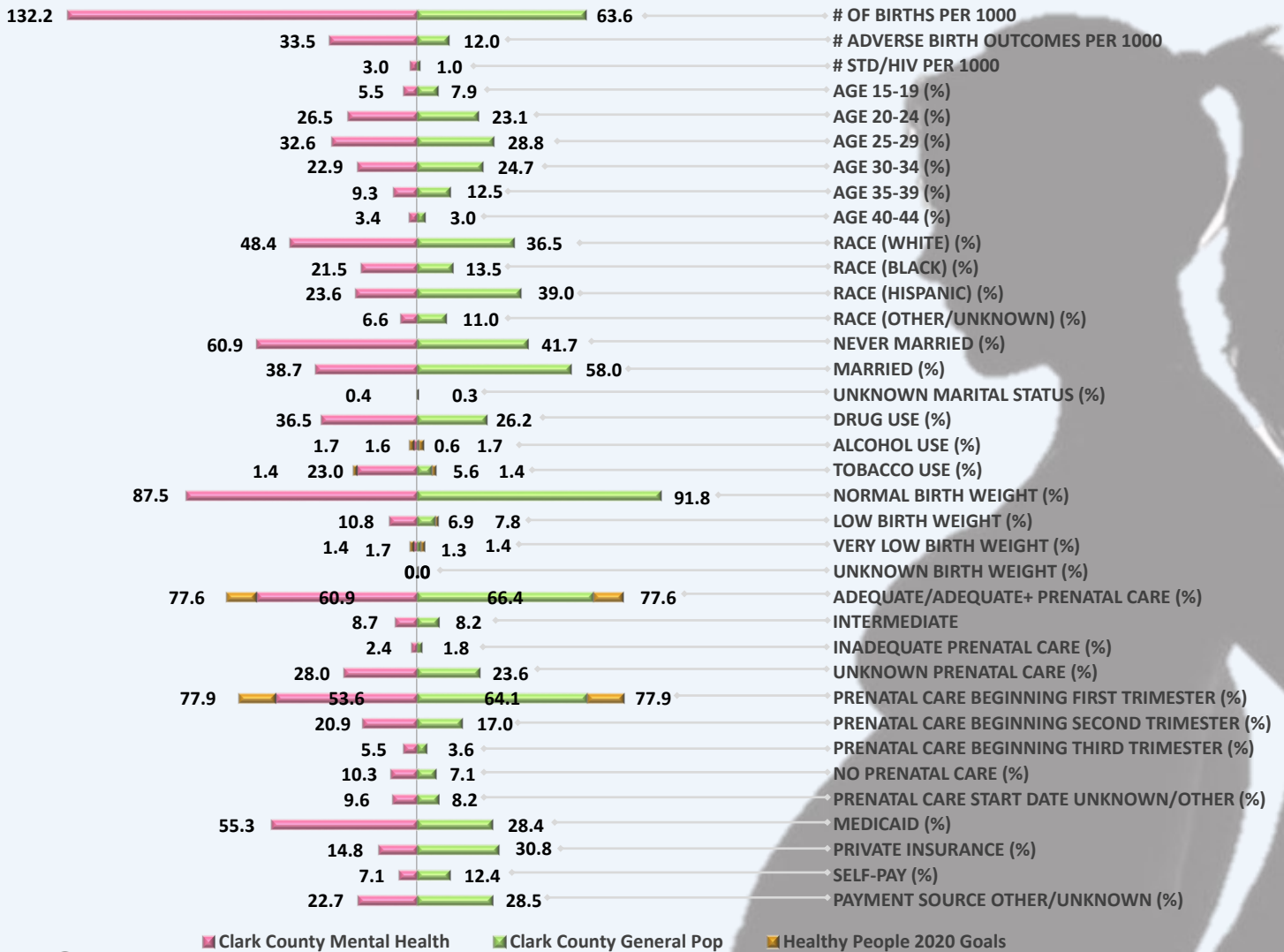
in Clark County general population give birth each year.



130,505

sample size

A comparison of births among women in the state mental health system and the general population.



Highlights:

Women in the state mental health system in Clark County had higher:

- ↑ rate of giving birth
- ↑ rate of adverse birth outcomes
- ↑ proportion of younger women giving birth
- ↑ proportion of women, that gave birth, who were never married
- ↑ proportion of women, that gave birth, who use drugs & tobacco
- ↑ proportion of prenatal care beginning later in pregnancy
- ↑ proportion of Medicaid as the primary payer for women who gave birth

Technical Notes:

Data Sources: 2010-2014 live Births to women age 15-44 who are Clark County residents, matched with NV state funded adult mental health (Avatar) discharges.

Data were matched using probabilistic matching procedures via Link Plus software.

Clark County general population based rates are per 1,000 Clark County female population, age 15-44, who gave birth in 2010-2014.

Clark County mental health population based rates are per 1,000 Clark County female population, age 15-44, who gave birth in 2010-2014 and has also had at least one encounter with a NV state funded adult mental health facility.

'Drug Use' includes over-the-counter, prescribed medication, and illegal drugs; and is self reported.

Due to changes in methodology, the data presented in this report may not be comparable to what was previously published. Therefore, caution must be used when comparing results.
