

Suicides in Nevada

2006-2012*

* See Technical Notes.

Division of Public and Behavioral Health

If you or someone you know need help, call:

1-800-273-TALK

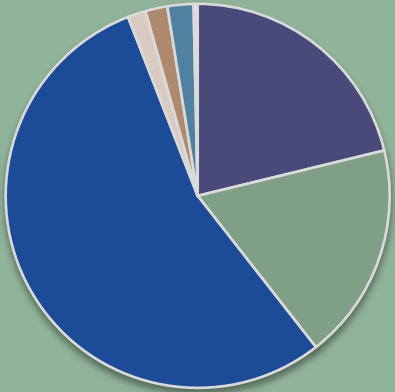
Age-adjusted Rate

18.3

Total Suicides*

Method of Suicide:

- Poisoning by Solid, Liquid or Gaseous Substances
- Hanging/ Strangulation/ Suffocation
- Firearms/ Explosives
- Cutting/ Stabbing
- Others
- Jumped from Height
- Drowning/ Submersion



Suicide Was The

7th

leading cause of death in Nevada

Age at Suicide:

1-17	18-24	25-64	65+
80	276	2,511	652

76.9%

23.1%

Suicides in United States

2006-2010*

1-800-273-TALK

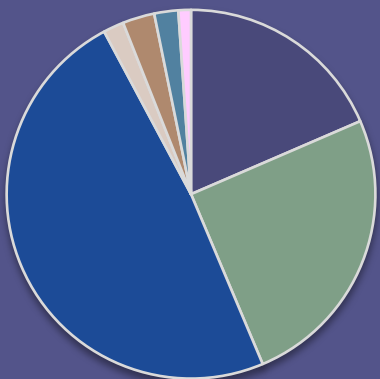
Age-adjusted Rate

11.4

Total Suicides*

Method of Suicide:

- Poisoning by Solid, Liquid or Gaseous Substances
- Hanging/ Strangulation/ Suffocation
- Firearms/ Explosives
- Cutting/ Stabbing
- Others
- Jumped from Height
- Drowning/ Submersion



Suicide was the

10th

leading cause of death in the United States

Age at Suicide:

1-17	18-24	25-64	65+
4,825	17,891	127,812	28,276

78.3%

21.7%

Suicides in Carson City

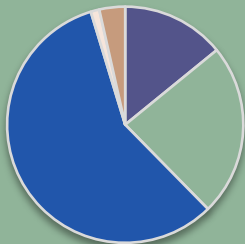
Division of Public and Behavioral Health

2006-2012*

* See Technical Notes.

COMMUNITY*

Method :



- Poisoning by Solid, Liquid or Gaseous Substances
- Hanging/ Strangulation/ Suffocation
- Firearms/ Explosives
- Cutting/ Stabbing
- Other

If you or someone you know need help, call:

1-800-273-TALK

Potential Years of Life Lost:

2,181

Age-adjusted Rate

20.3

Total Suicides*

Total Billed Expenses*:

\$161,048

Percentage Completed

63.0%

Suicide was the

9th

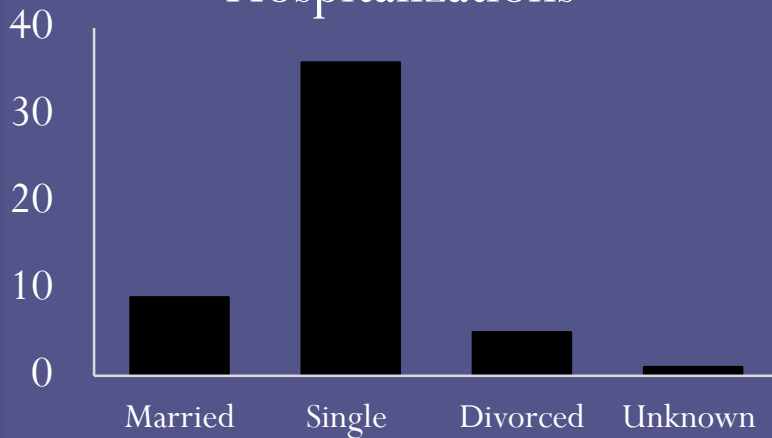
leading cause of death in Carson City

FAMILY*

Suicides



Hospitalizations



INDIVIDUAL*

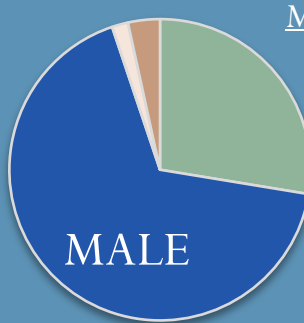
Average Billed Expense per Admission*:

\$3,158

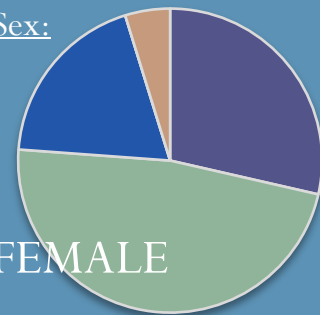
Average Number of
29.1
Potential Years of Life Lost

Average Age
45.9
at Death

Method by Sex:



MALE




FEMALE

- Poisoning by Solid, Liquid or Gaseous Substances
- Hanging/ Strangulation/ Suffocation
- Firearms/ Explosives
- Cutting/ Stabbing
- Others

75.3%

24.3%



% of Suicides by Sex:

Age at Suicide:

Age Group	1-17	18-24	25-64	65+
Number of Suicides	2	10	55	18

Suicides in Clark

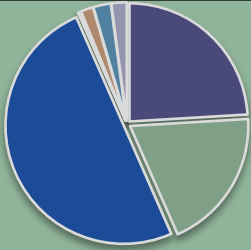
Division of Public and Behavioral Health

2006-2012*

* See Technical Notes.

COMMUNITY*

Method :



- Poisoning by Solid, Liquid or Gaseous Substances
- Hanging/ Strangulation/ Suffocation
- Firearms/ Explosives
- Drowning/ Submersion
- Cutting/ Stabbing
- Jumped from Height
- Others

If you or someone you know need help, call:

1-800-273-TALK

Potential Years of Life Lost:

63,087

Age-adjusted Rate

17.2

Total Suicides*

Total Billed Expenses*:

\$13,973,373

Percentage Completed

49.7%

Suicide was the

9th

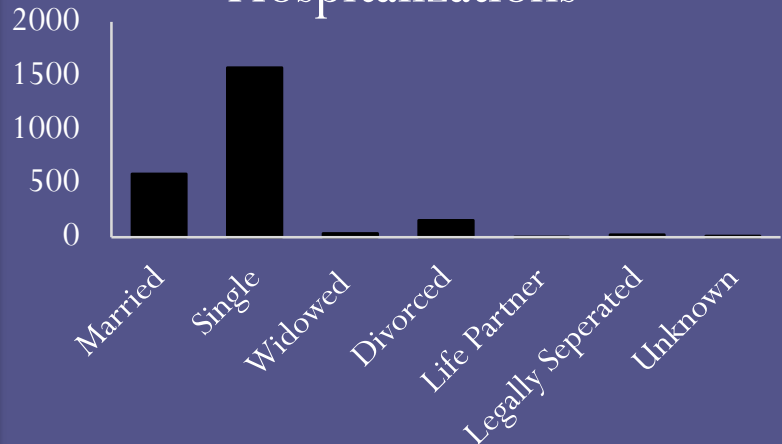
leading cause of death in Clark

FAMILY*

Suicides



Hospitalizations

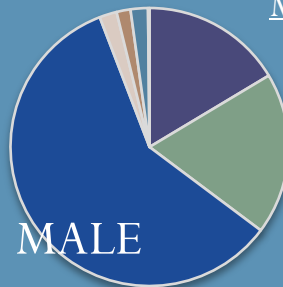


INDIVIDUAL*

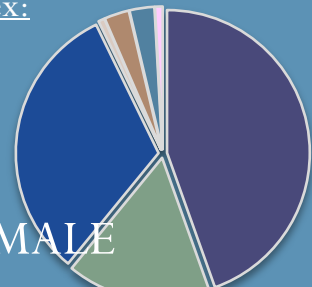
Average Billed Expense per Admission*:

\$5,839

Method by Sex:



MALE



FEMALE


- Poisoning by Solid, Liquid or Gaseous Substances
- Hanging/ Strangulation/ Suffocation
- Firearms/ Explosives
- Cutting/ Stabbing
- Others
- Jumped from Height
- Drowning/ Submersion

Average Number of
29.2
Potential Years of Life Lost

Average Age
45.8
at Death

75.9%

24.1%



% of Suicides by Sex:

Age at Suicide:

Age Group	1-17	18-24	25-64	65+
Number of Suicides	54	172	1715	412

Suicides in Douglas

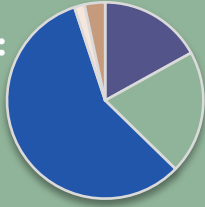
Division of Public and Behavioral Health

2006-2012*

* See Technical Notes.

COMMUNITY*

Method :



- Poisoning by Solid, Liquid or Gaseous Substances
- Hanging/ Strangulation/ Suffocation
- Firearms/ Explosives
- Cutting/ Stabbing
- Others

If you or someone you know need help, call:

1-800-273-TALK

Potential Years of Life Lost:

1,532

Age-adjusted Rate

15.3

Total Suicides*

Total Billed Expenses*:

\$253,565

Suicides vs. Hospitalizations

59.3%

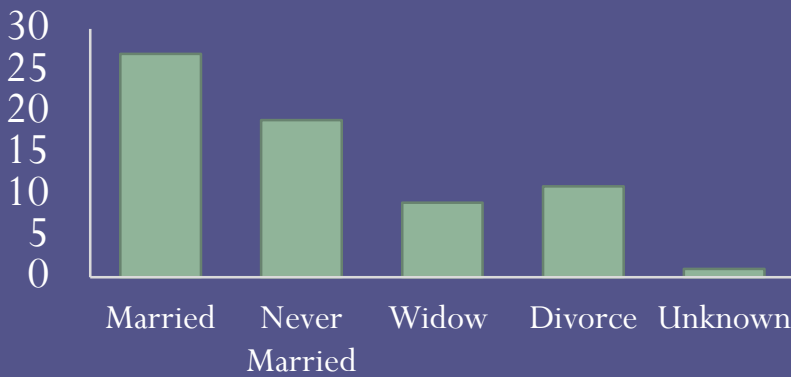
Suicide was the

9th

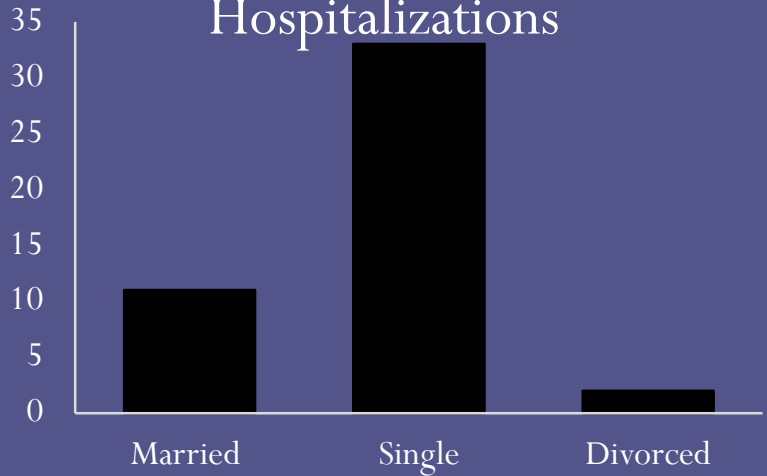
leading cause of death in Douglas

FAMILY*

Suicides



Hospitalizations

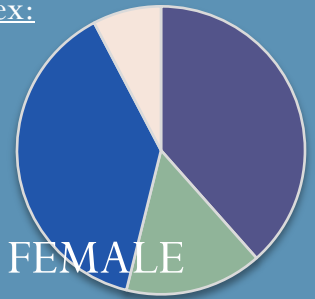
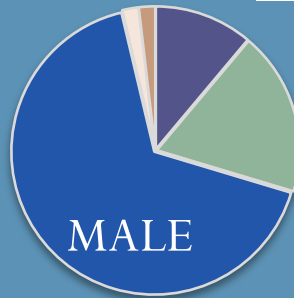


INDIVIDUAL*

Average Billed Expense per Admission*:

\$5,512

Method by Sex:



- Poisoning by Solid, Liquid or Gaseous Substances
- Hanging/ Strangulation/ Suffocation
- Firearms/ Explosives
- Cutting/ Stabbing
- Others

Average Number of

26.0

Potential Years of Life Lost


Average Age

49.0

at Death

80.6%

19.4%



% of Suicides by Sex:

Age at Suicide:

1-17	18-24	25-64	65+
5	5	35	22

Suicides in Elko

Division of Public and Behavioral Health

2006-2012*

* See Technical Notes.

COMMUNITY*

Method :



■ Firearms/ Explosives

■ Others

If you or someone you know need help, call:

1-800-273-TALK

Potential Years of Life Lost:

2,589

Age-adjusted Rate

22.2

Total Suicides*

Total Billed Expenses*:

\$380,893

Percentage Completed

44.2%

Suicide was the

10th

leading cause of death in Elko

FAMILY*

Suicides



Hospitalizations

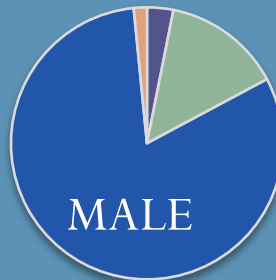


INDIVIDUAL*

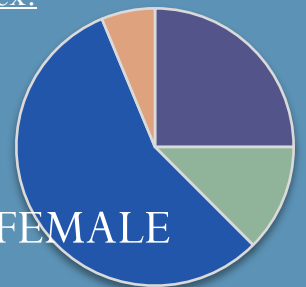
Average Billed Expense per Admission*:

\$3,679.99

Method by Sex:



MALE



FEMALE

Average Number of

34.1

Potential Years of Life Lost

Average Age

40.9

at Death

80.0%

20.0%

% of Suicides by Sex:

- Poisoning by Solid, Liquid or Gaseous Substances
- Hanging/ Strangulation/ Suffocation
- Firearms/ Explosives
- Others

Age at Suicide:

Age Group	1-17	18-24	25-64	65+
Number of Suicides	2	14	54	10

Suicides in Lyon

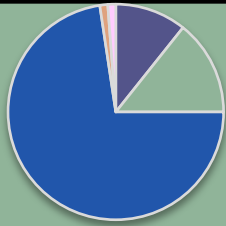
Division of Public and Behavioral Health

2006-2012*

* See Technical Notes.

COMMUNITY*

Method :



- Poisoning by Solid, Liquid or Gaseous Substances
- Hanging/ Strangulation/ Suffocation
- Firearms/ Explosives
- Cutting/ Stabbing
- Drowning/ Submersion

If you or someone you know need help, call:

1-800-273-TALK

Potential Years of Life Lost:

2,018

Age-adjusted Rate

23.8

Total Suicides*

Total Billed Expenses*:

\$176,056

Percentage Completed

66.4%

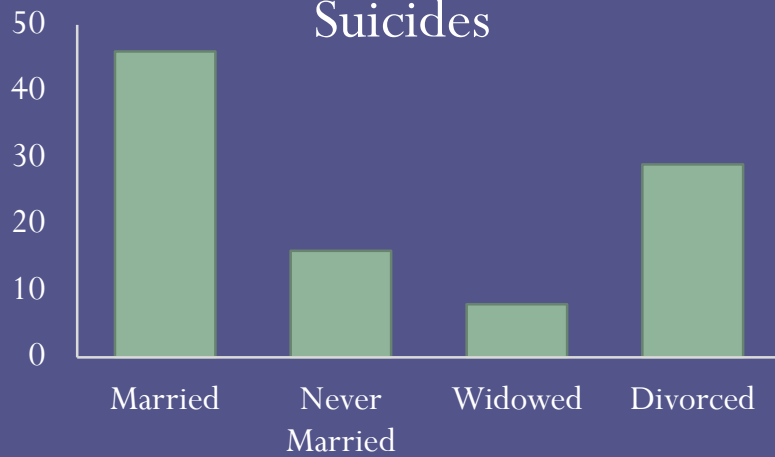
Suicide was the

8th

leading cause of death in Lyon

FAMILY*

Suicides



Hospitalizations

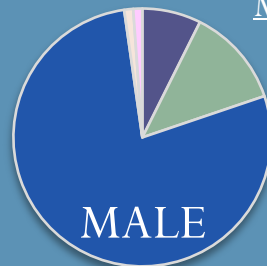


INDIVIDUAL*

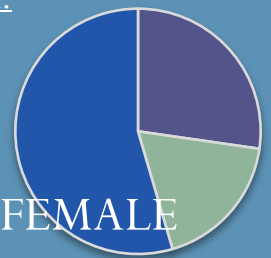
Average Billed Expense per Admission*:

\$3,452

Method by Sex:



MALE




FEMALE

Average Number of
24.0
Potential Years of Life Lost

Average Age
51.0
at Death

88.9%

11.1%



% of Suicides by Sex:

- Poisoning by Solid, Liquid or Gaseous Substances
- Hanging/ Strangulation/ Suffocation
- Firearms/ Explosives
- Cutting/ Stabbing
- Drowning/ Submersion

Age at Suicide:	1-17	18-24	25-64	65+
	3	3	60	33

Suicides in Nye

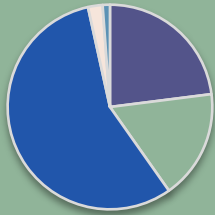
Division of Public and Behavioral Health

2006-2012*

* See Technical Notes.

COMMUNITY*

Method :



- Poisoning by Solid, Liquid or Gaseous Substances
- Hanging/ Strangulation/ Suffocation
- Firearms/ Explosives
- Cutting/ Stabbing
- Jumped from Height

If you or someone you know need help, call:

1-800-273-TALK

Potential Years of Life Lost:

2,148

Age-adjusted Rate

27.2

Total Suicides*

Total Billed Expenses*:

\$230,613

Percentage Completed

55.5%

Suicide was the

7th

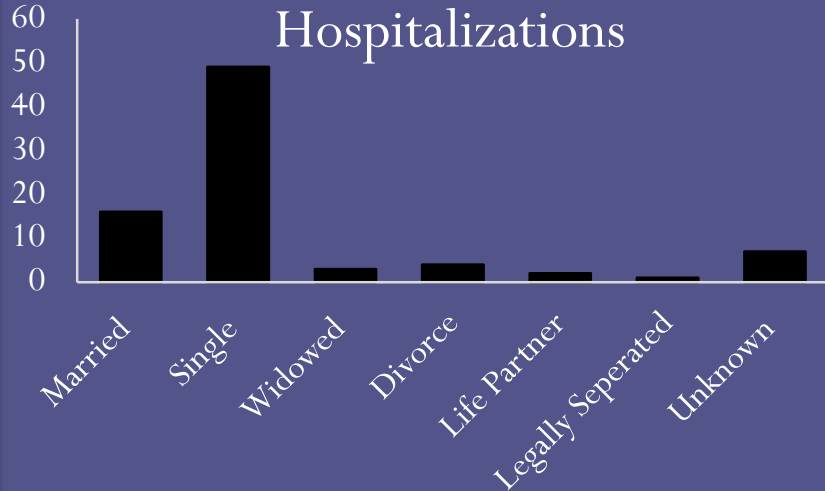
leading cause of death in Nye

FAMILY*

Suicides



Hospitalizations

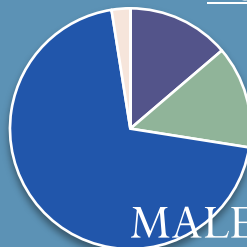


INDIVIDUAL*

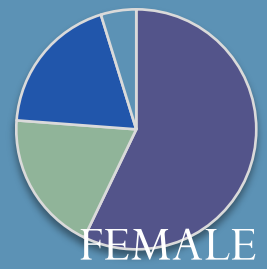
Average Billed Expense per Admission*:

\$2,812.35

Method by Sex:



MALE



FEMALE

- Poisoning by Solid, Liquid or Gaseous Substances
- Hanging/ Strangulation/ Suffocation
- Firearms/ Explosives
- Cutting/ Stabbing
- Jumped from Height

Average Number of

24.7

Potential Years of Life Lost

Average Age

50.3

at Death

79.2%

20.8%

% of Suicides by Sex:

1-17	18-24	25-64	65+
2	7	62	30

Age at Suicide:	1-17	18-24	25-64	65+
	2	7	62	30

Suicides in Washoe

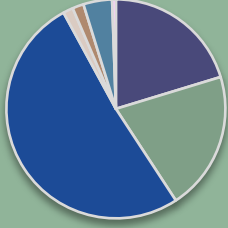
Division of Public and Behavioral Health

2006-2012*

* See Technical Notes.

COMMUNITY*

Method :



- Poisoning by Solid, Liquid or Gaseous Substances
- Hanging/ Strangulation/ Suffocation
- Firearms/ Explosives
- Cutting/ Stabbing
- Others
- Jumped from Height
- Drowning/ Submersion

If you or someone you know need help, call:

1-800-273-TALK

Potential Years of Life Lost:

15,636

Age-adjusted Rate

19.3

Total Suicides*

Total Billed Expenses*:

\$2,586,472

Percentage Completed

47.2%

Suicide was the

11th

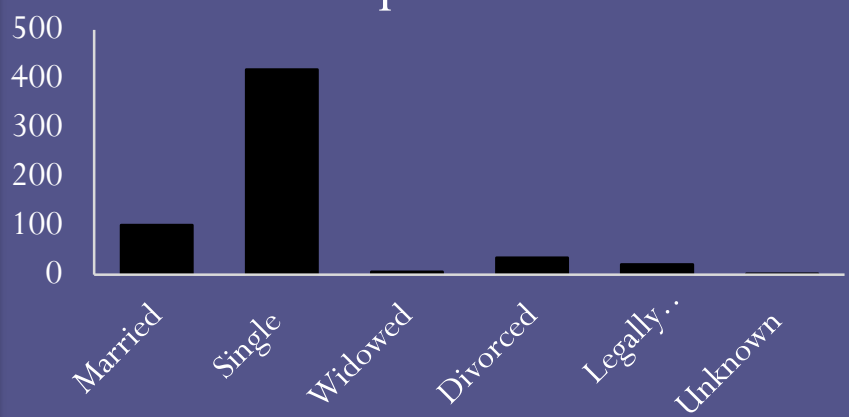
leading cause of death in Washoe

FAMILY*

Suicides



Hospitalizations

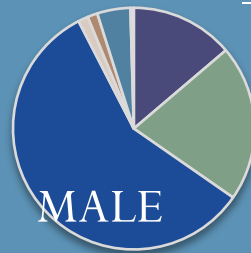


INDIVIDUAL*

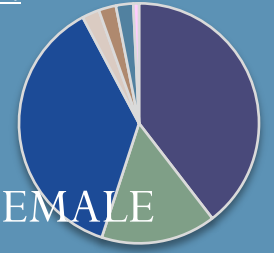
Average Billed Expense per Admission*:

\$4,398

Method by Sex:



MALE



FEMALE

- Poisoning by Solid, Liquid or Gaseous Substances
- Hanging/ Strangulation/ Suffocation
- Firearms/ Explosives
- Cutting/ Stabbing
- Others
- Jumped from Height
- Drowning/ Submersion

Average Number of

28.8

Potential Years of Life Lost

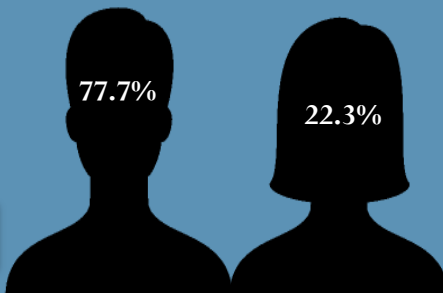
Average Age

46.2

at Death

77.7%

22.3%



% of Suicides by Sex:

Age at Suicide:

1-17	18-24	25-64	65+
11	52	421	35

Suicides in All Other Counties

Division of Public and Behavioral Health

2006-2012*

* See Technical Notes.

Statistics for the following counties were suppressed to protect confidentiality and/or due to concerns of statistical reliability. Please refer to the overall Nevada fact sheet which may serve as proxy measures for any one of those counties.

Churchill
Esmeralda
Eureka
Humboldt
Lander
Lincoln
Mineral
Pershing
Storey
White Pine

Suicide Prevention

SUICIDE INDICATORS

- Talking about wanting to die or kill oneself
- Looking for a way to kill oneself, such as searching online or buying a gun
- Talking about feeling hopeless or having no reason to live
- Talking about feeling trapped or in unbearable pain
- Talking about being a burden to others
- Increasing use of alcohol or drugs
- Sleeping too little or too much
- Withdrawing or isolating oneself
- Showing rage or talking about seeking revenge
- Displaying extreme mood swings
- Feeling like he or she can't talk to anyone or would rather be alone
- Appearing anxious or agitated or behaving recklessly

SUICIDE RISK FACTORS


- Mental Disorders
- Alcohol and other substance use
- Impulsive and/or aggressive tendencies
- History of trauma or abuse
- Major physical illness
- Previous suicide attempt
- Family history of suicide
- Job or financial loss
- Loss of relationship (divorce)
- Easy access to lethal means
- Local clusters of suicide
- Lack of social support and sense of isolation
- Stigma associated with asking for help
- Lack of health care, especially mental health and substance abuse treatment
- Cultural and religious beliefs
- Exposure to others who have died by suicide

Suicide Prevention

If you or someone you know is considering suicide, get help!

NATIONAL
SUICIDE
 PREVENTION
LIFELINE
 1-800-273-TALK (8255)
 suicidepreventionlifeline.org

RED NACIONAL
 de
PREVENCIÓN
 del
SUICIDIO
 1-888-628-9454
 prevenciondelsuicidio.org



1-800-799-4TTY
 Hotline for Hearing & Speech Impaired

IMALIVE
 An Online Crisis
 Network

Kristin Brooks Hope Center
HOPELINE
 National Hopeline Network
HOPE
 1.800.442.HOPE 4673
www.hopeline.com



Lifeline Crisis Chat




Nevada Coalition for Suicide Prevention
 Empowering Communities to Save Lives

NATIONAL SUICIDE PREVENTION LIFELINE
 1-800-273-TALK (8255)
 suicidepreventionlifeline.org

Crisis Call Center: Text LISTEN to 839863



Postpartum Depression?
 Talk to a Mom who's been there.
 1800PPDMOMS (773-6667)
www.1800ppdmoms.org



YAH! Youth America Hotline
1.877.YOUTHLINE
 968.8454
 The only counselling hotline for TEENS run by TEENS

VET2VET 1.877.VET2VET 838.2838
 Veterans Crisis Hotline

Veterans Crisis Line
 1-800-273-8255 PRESS 1

Bureau of Child, Family and Community Wellness: Office of Suicide Prevention

North: (775)443-7843 South: (702)486-8225

<http://dhhs.nv.gov/SuicidePrevention.htm>

Technical Notes

Hospitalizations

ICD-9 Definition	ICD-9 Codes
Suicide related injuries/death	E950-959.9

Emergency department visits by demographics, county of residence 2009-2011 combined.

The ICD-9 codes above were used to compile these data.

All 33 diagnosis codes and 5 E-codes related to suicide were considered.

Data may not meet the criteria for reliability, data quality or confidentiality due to small counts.

Data contains instances where the patient passed away leading to double reporting if compared to the suicide data within this report.

Hospital Emergency Department Billing (HEDB) data was provided by the Center for Health Information Analysis (CHIA). HEDB data is used to calculate the figures for all hospital related statistics: suicide related hospital case count, marital status, and billed hospital expenses.

Marital status is self-reported and only reported in the graphs when case count is greater than 1.

Percentage completed is the number of suicides divided by the sum of the number of suicides and the number of suicide-related hospitalizations that did not result in death.

Suicides

ICD-10 Definition	ICD-10 Codes
Poisoning by Solid, Liquid or Gaseous Substance	X60 through X69.9
Hanging/Strangulation/Suffocation	X70 through X70.9
Drowning/Submersion	X71 through X71.9
Firearms/Explosives	X72 through X75.9
Cutting/Stabbing	X78 through X79.9
Jumped from Height	X80 through X80.9
Others	X76 through X76.9 (or) X77 through X77.9 (or) X81 through X84.9 (or) Y87.0 (or) U03

Age-adjusted mortality rates are per 100,000 state and county specific population and are adjusted to the 2000 U.S. Standard population.

Population estimates were provided by the Nevada State Demographer in March 2012.

Data may not meet the criteria for reliability or data quality due to small counts.

*Nevada deaths during 2006-2012 period were combined for this report. 2012 Nevada death data is not final and subject to change. United States death data is 2006-2010 period combined.

ICD-10 codes used were queried using the underlying cause of death only.

Potential years of Life lost (PYLL) is the sum of the differences between the life expectancy (75 years of age) of a given population and the age of death for each person who died before then. All persons are considered half-way through the year for their age of death.

Average number of potential years of life lost (PYLL) is the number of deaths by residence divided by the total sum of potential years of life lost to the region.

Death counts were used to create all charts within this document.

Leading cause of death ranking is calculated using county specific age-adjusted rates for all suicide causes.

Marital status is self-reported and only reported in the graphs when case count is greater than 1.