

Elko County



Population (2008) 50,561

Land Area (square miles) 17,179

Persons per square mile 2.9

Race/Ethnicity

- White 72.8%
- Black 0.7%
- American Indian & Alaskan Native 5.1%
- Asian 0.9%
- Hispanic or Latino origin 20.5%

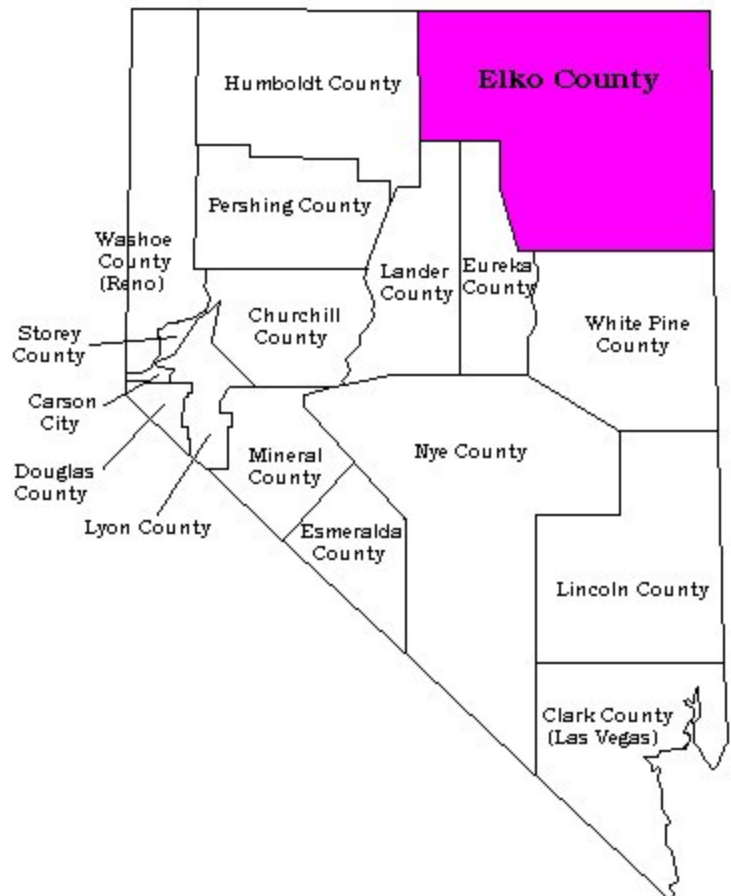
Median Household Income \$62,801

Persons Below Poverty 8.7%

Population and race/ethnicity data are from the Nevada State Demographer; Income and poverty data are from the U.S. Census Bureau

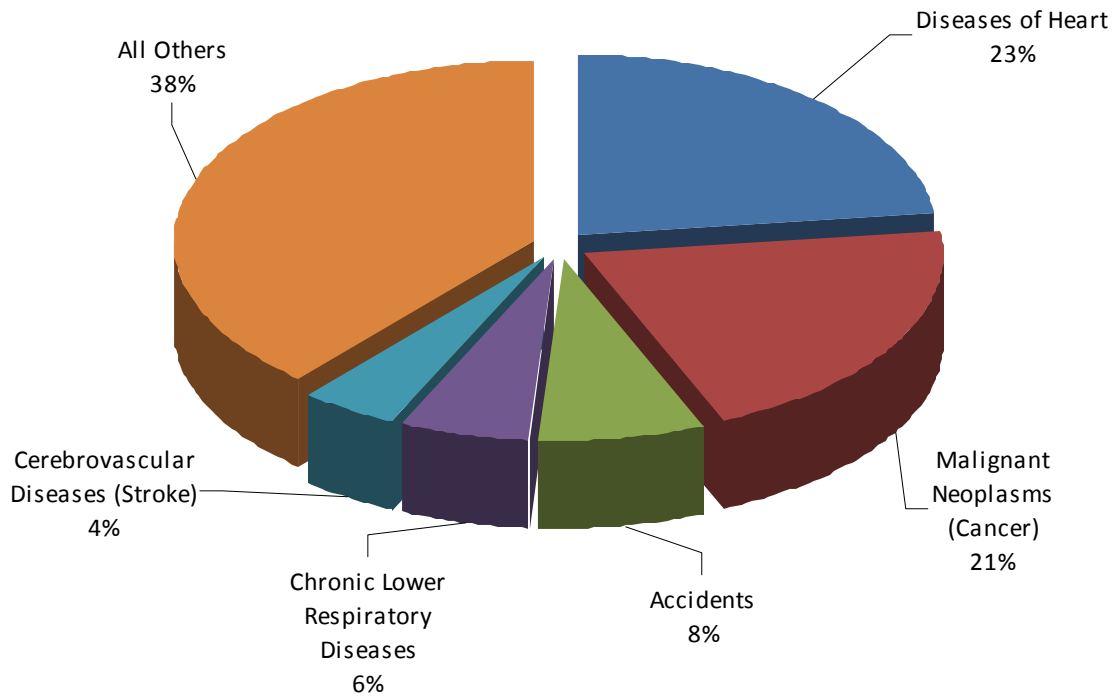
Healthy People Highlights:

- Elko County's hospitalization rate for hip fractures among males, ages 65 years and older, reversed itself during the last decade. From 2004-2008, the county rate was lower than the state rate.
- The pregnancy rate among females, ages 15 to 17, was lower in Elko County than either the Nevada or Healthy People 2010 target.
- The proportion of preterm births in Elko County decreased from 2000-2008, when it was at a high of 9.7 percent.
- The Elko County rate for the percentage of adults with high cholesterol levels averaged lower than the Nevada rate from 2000-2008.
- The firearm related death rate in Elko County decreased from 2005-2008, when it reached a high of 20.6 per 100,000 population. In 2008 this rate was down to 10.7, lower than the Nevada rate of 12.6.



Leading Causes of Death

Elko



2000 - 2008 Pooled Data

The list of Elko County's top five leading causes of death was led by heart disease (23%), closely followed by malignant neoplasms—cancer (21%). Accidents (8%), chronic lower respiratory diseases (6%), and cerebrovascular diseases—stroke (4%) rounded out the list. All other causes of death accounted for the remaining 38% of the county's mortality.

Similarly, the leading cause of death for Nevada was heart disease (26%), followed by malignant neoplasms—cancer (23%), chronic lower respiratory diseases (6%), accidents (5%), and cerebrovascular diseases (5%).

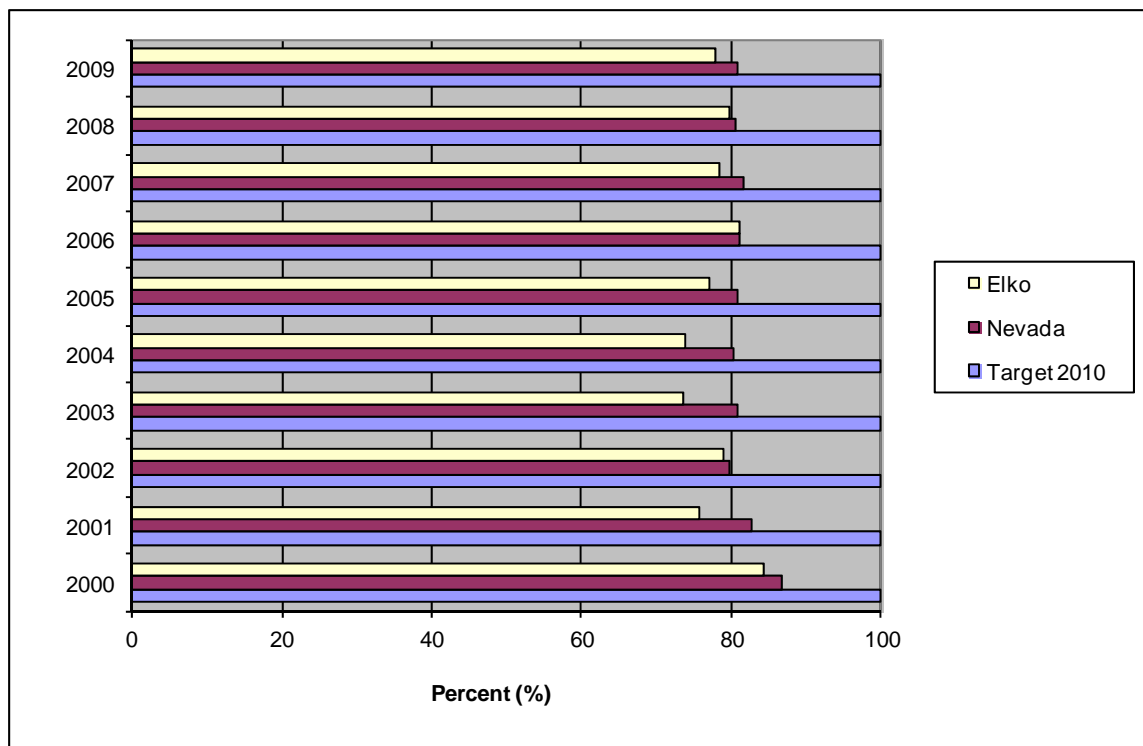
*The data are from Nevada Vital Statistics Records.
Note: 2007 and 2008 data are not final and are subject to change.

Access to Quality Health Services

Healthy People 2010 Objective (1-1): Increase the proportion of persons with health insurance.

Healthy People 2020 Objective AHS HP2020-1: Increase the proportion of persons with health insurance.

Proportion of Persons with Health Insurance, Elko County and Nevada, BRFSS Data, 2000 - 2009.*



Neither Nevada nor Elko County met the Healthy People 2010 target of 100 percent. Elko County rates were consistently below the state rates overall from the years 2000-2009.

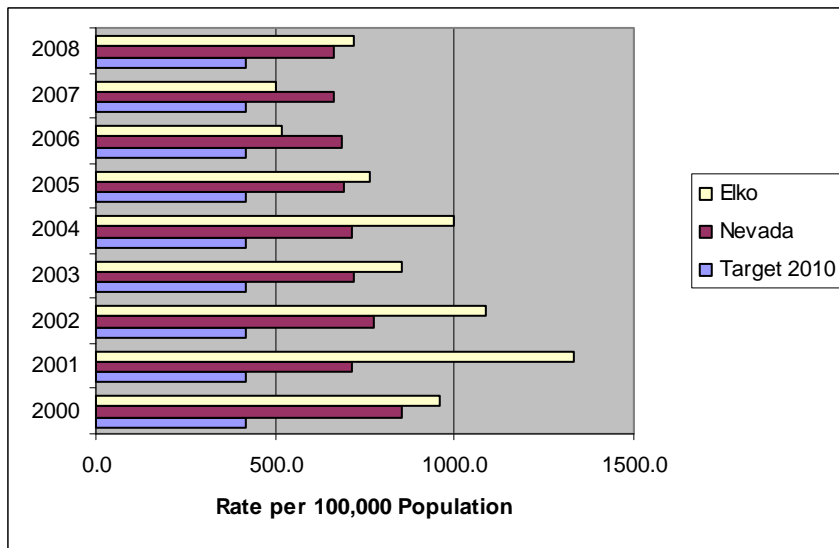
*These percentages are weighted to survey population characteristics. Not all counties were included in the survey results.

Arthritis, Osteoporosis, and Chronic Back Conditions

Healthy People 2010 Objective (15-28): Reduce hip fractures among females and males aged 65 and older.

Healthy People 2020 Objective AOCBC HP2020-11: Reduce hip fractures among older adults.

Hospitalization Rate for Hip Fractures Among Females Aged 65 Years and Older, Elko County and Nevada, 2000 - 2008.*



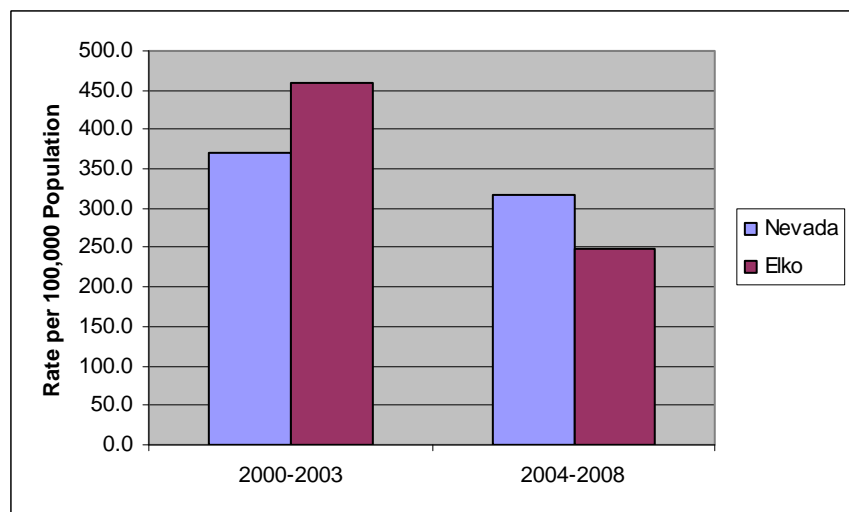
Neither the Nevada, nor the Elko County hospitalization rates for hip fractures among females, ages 65 years and older, reached the Healthy People 2010 target rate of 416 per 100,000 population.

However both rates decreased from 2000-2008.

Hospitalization Rate for Hip Fractures Among Males Aged 65 Years and Older, Elko County and Nevada, 2000 - 2008.*

On aggregate, Elko County's hospitalization rate for hip fractures among males, ages 65 years and older, decreased by 44 percent from 2000-2008.

Both Nevada and Elko County met the Healthy People 2010 target rate of 474 per 100,000 population.



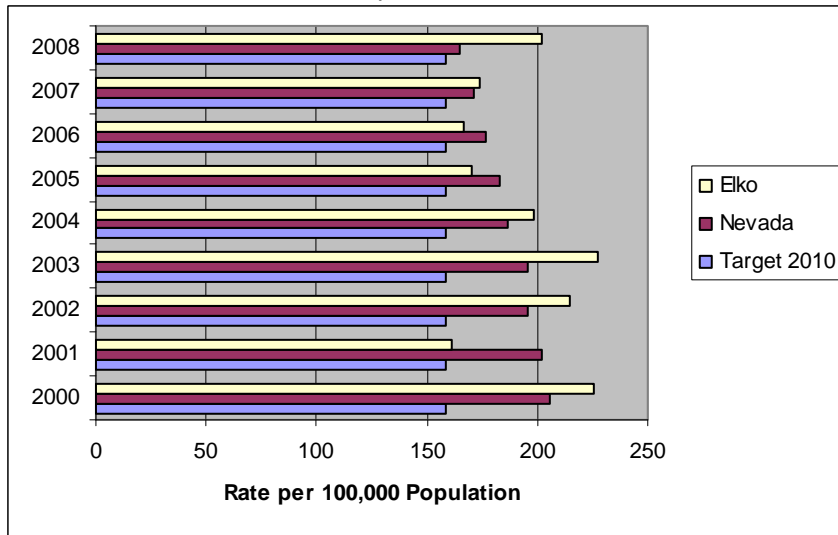
*The Nevada data are from Nevada Inpatient Hospital Discharge (NIHDD).

Cancer

Healthy People 2010 Objective (3-1): Reduce the overall cancer death rate.

Healthy People 2020 Objective C HP2020-1: Reduce the overall cancer death rate.

Age-Adjusted Overall Cancer Death Rate, Elko County and Nevada, 2000 - 2008.*



The overall cancer death rate in Elko County fluctuated from 2000-2008. The state rate decreased overall during the study period.

Neither Elko County nor Nevada met the Healthy People 2010 target rate of 158.6 deaths per 100,000 population.

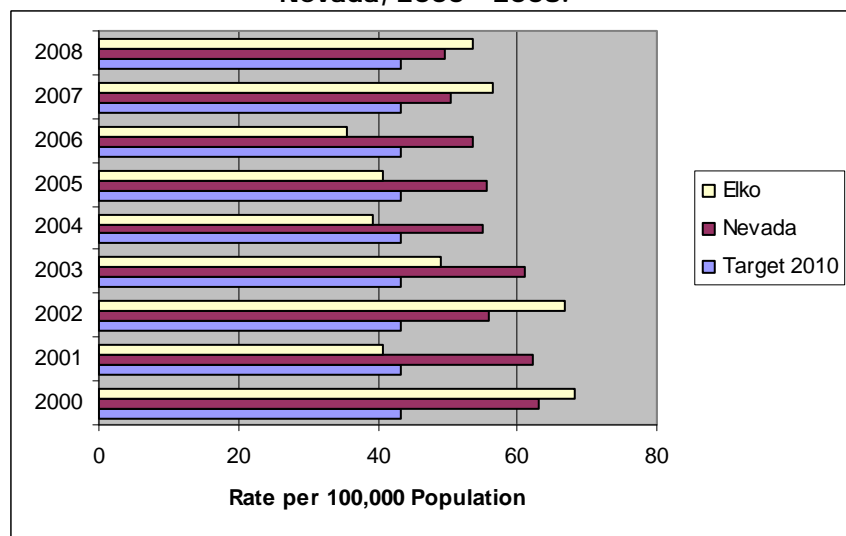
Healthy People 2010 Objective (3-2): Reduce the lung cancer death rate.

Healthy People 2020 Objective C HP2020-2: Reduce the lung cancer death rate.

Age-Adjusted Lung Cancer Death Rate, Elko County and Nevada, 2000 - 2008.*

The lung cancer death rate in Elko county fluctuated from 2000-2008. In 2008 it was 53.5 deaths per 100,000 people, down from a high of 68.2 deaths in 2000 but up from a low of 35.5 deaths in 2006.

Four out of nine years, Elko County met the Healthy People 2010 target rate of 43.3 deaths per 100,000 population.

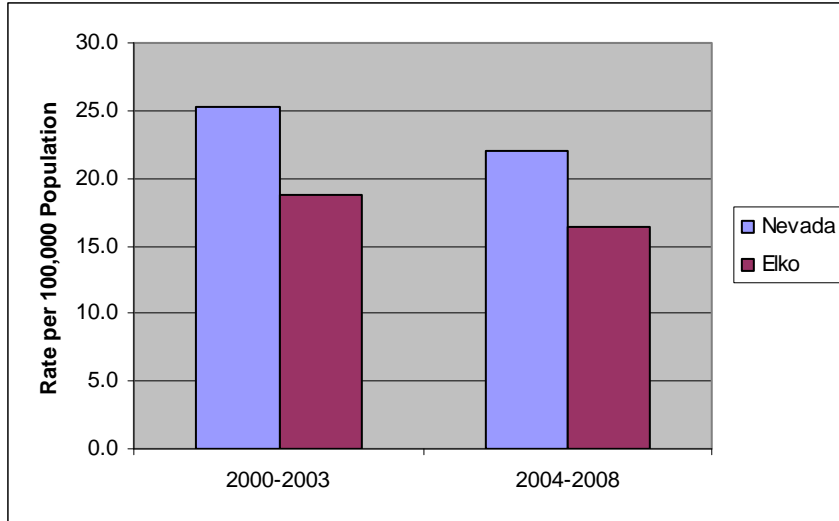


*These rates are age-adjusted to the 2000 U.S. standard population. The Nevada data are from Nevada Vital Statistics Records. Note: 2007 and 2008 data are not final and are subject to change.

Healthy People 2010 Objective (3-3): Reduce the breast cancer death rate.

Healthy People 2020 Objective C HP2020-3: Reduce the female breast cancer death rate.

Aggregated Age-Adjusted Female Breast Cancer Death Rate, Elko County and Nevada, 2000 - 2008.*



The average female breast cancer death rate for both the combined years 2000 through 2003 and 2004 through 2008 decreased for Elko County and Nevada overall.

Elko County met the Healthy People 2010 target rate of 21.3 deaths per 100,000 population in both time periods.

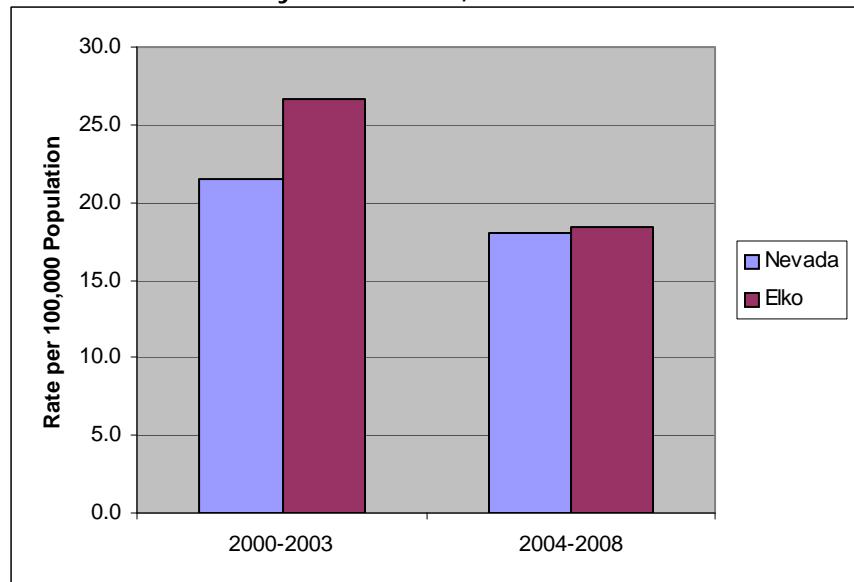
Healthy People 2010 Objective (3-5): Reduce the colorectal cancer death rate.

Healthy People 2020 Objective C HP2020-5: Reduce the colorectal cancer death rate.

Aggregated Age-Adjusted Colorectal Cancer Death Rate, Elko County and Nevada, 2000 - 2008.*

The average colorectal cancer death rate for Elko County declined for both the combined years 2000-2003 and 2004-2008.

Neither Nevada nor Elko County met the Healthy People 2010 target rate of 13.7 deaths per 100,000 population.

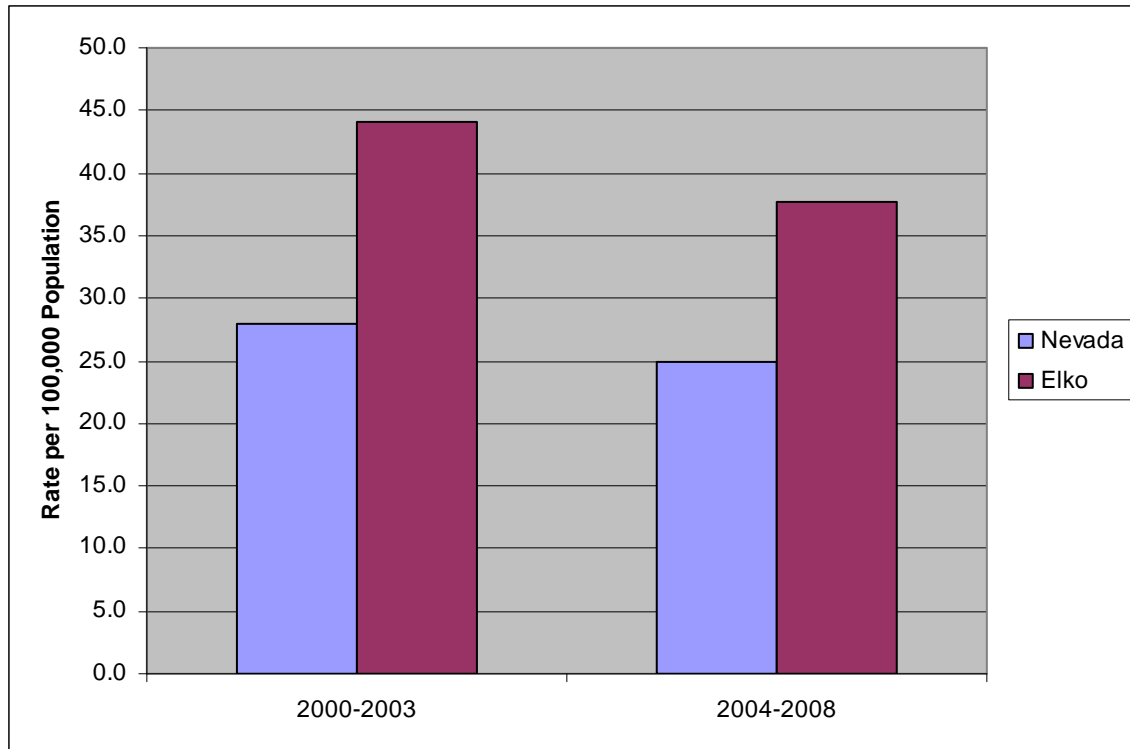


*These rates are age-adjusted to the 2000 U.S. standard population. The Nevada data are from Nevada Vital Statistics Records. Note: 2007 and 2008 data are not final and are subject to change.

Healthy People 2010 Objective (3-7): Reduce the prostate cancer death rate.

Healthy People 2020 Objective C HP2020-7: Reduce the prostate cancer death rate.

Aggregated Age-Adjusted Prostate Cancer Death Rate, Elko County and Nevada, 2000 - 2003 and 2004 - 2008.*



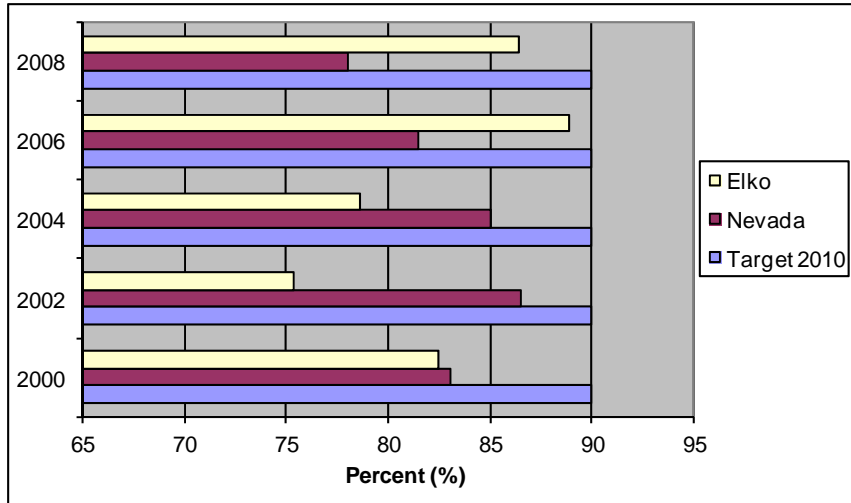
The average prostate cancer death rate for both the combined years 2000 through 2003 and 2004 through 2008 in Elko County was higher than that of Nevada overall. However, the rate decreased in both Elko County and Nevada. The state met the Healthy People 2010 target rate of 28.2 deaths per 100,000 population in 2004-2008.

*These rates are age-adjusted to the 2000 U.S. standard population. The Nevada data are from Nevada Vital Statistics Records. Note: 2007 and 2008 data are not final and are subject to change.

Healthy People 2010 Objective (3-11b.): Increase the proportion of women aged 18 years and older who have had a Pap test in the preceding three years.

Healthy People 2020 Objective C HP2020-15: Increase the proportion of women who receive a cervical cancer screening based on the most recent guidelines.

Proportion of Women Aged 18 and Older Receiving a Pap Test within Three Years, Elko County and Nevada, BRFSS Data, 2000, 2002, 2004, 2006, 2008.*



The proportion of women aged 18 years and older who have received a pap test within three years in Elko County remained fairly steady from 2000-2008.

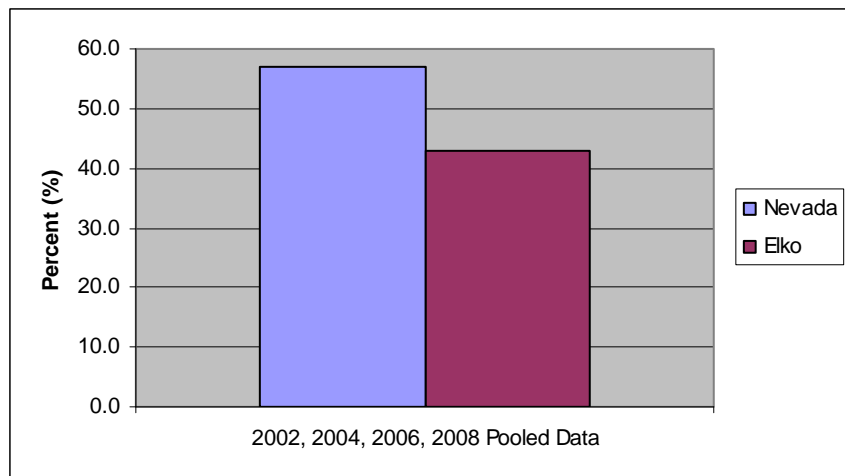
In 2008, 83.5 percent of women aged 18 and older had received a Pap test, compared to 78.0% of all Nevada female residents. Neither the state nor the county met the Healthy People 2010 goal of 90 percent.

Healthy People 2010 Objective (3-12a.): Increase the proportion of adults aged 50+ who have had a fecal occult blood test in the preceding two years.

Healthy People 2020 Objective C HP2020-16: Increase the proportion of adults who receive a colorectal cancer screening based on the most recent guidelines.

Aggregated Proportion of Adults Aged 50+ Who Have Had A Fecal Occult Blood Test Within the Preceding 2 Years, Elko County and Nevada, BRFSS Data, 2002, 2004, 2006, 2008.*

Both Elko County and the state of Nevada met the Healthy People goal of 33 percent for adults over the age of 50 having a fecal occult blood test on average for the Behavioral Risk Factor Surveillance System reported years between 2002-2008.

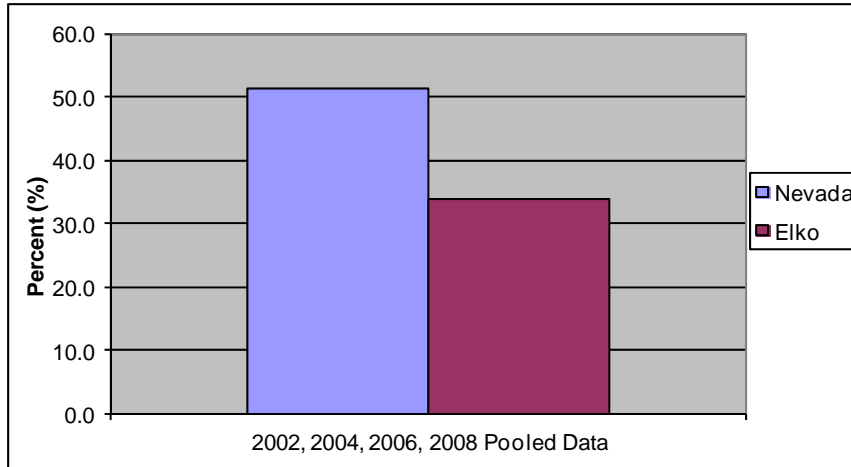


*These percentages are weighted to survey population characteristics. Not all counties were included in the survey results.

Healthy People 2010 Objective (3-12b.): Increase the proportion of adults aged 50+ who have ever had a sigmoidoscopy or colonoscopy.

Healthy People 2020 Objective C HP2020-16: Increase the proportion of adults who receive a colorectal cancer screening based on the most recent guidelines.

Aggregated Proportion of Adults Aged 50+ Who Have Ever Had a Sigmoidoscopy or Colonoscopy, Elko County and Nevada, BRFSS Data, 2002, 2004, 2006, 2008. *



The percentage of adults, aged 50 years and older, who have ever had a sigmoidoscopy or colonoscopy was lower for Elko County than for Nevada on average for the Behavioral Risk Factor Surveillance System reporting years between 2002-2008.

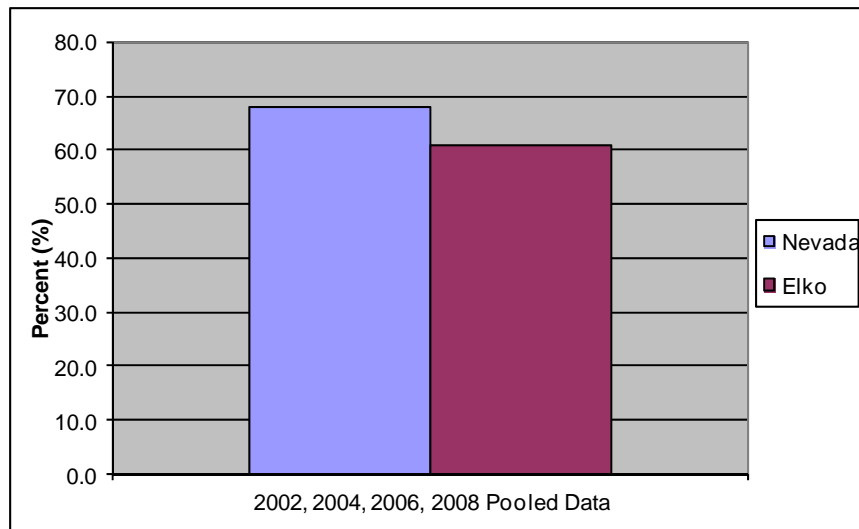
The county met the Healthy People 2010 objective of 50 percent.

Healthy People 2010 Objective (3-13): Increase the proportion of women aged 40+ who have had a mammogram in the preceding two years.

Healthy People 2020 Objective C HP2020-17: Increase the proportion of women receive a breast cancer screening based on the most recent guidelines.

Aggregated Proportion of Women Aged 40+ Who Have Had A Mammogram in The Preceding 2 Years, Elko County and Nevada, BRFSS Data 2000, 2002, 2004, 2006, 2008. *

The percentage of females, ages 40 years and older, who have had a mammogram in the past two years was above the Healthy People 2010 goal of 70 percent for both Elko County and Nevada on average from 2000-2008.



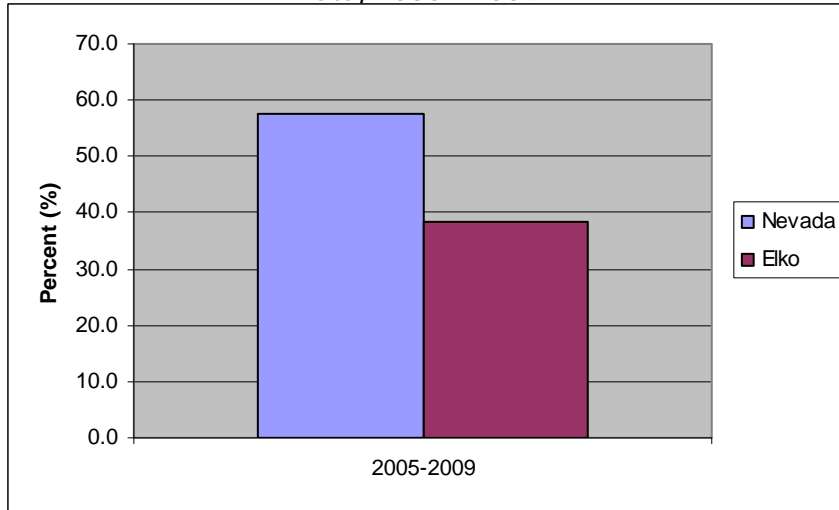
*These percentages are weighted to survey population characteristics. Not all counties were included in the survey results.

Diabetes

Healthy People 2010 Objective (5-1): Increase the proportion of persons with diabetes who receive formal diabetes education.

Healthy People 2020 Objective D HP2020-14: Increase the proportion of persons with diabetes who receive formal diabetes education.

Aggregated Proportion of Persons With Diabetes Receiving Formal Diabetes Education, Elko County and Nevada, BRFSS Data, 2005 - 2009.*



The percentage of persons with diabetes receiving formal diabetes education was lower for Elko County than Nevada during the years 2005—2009.

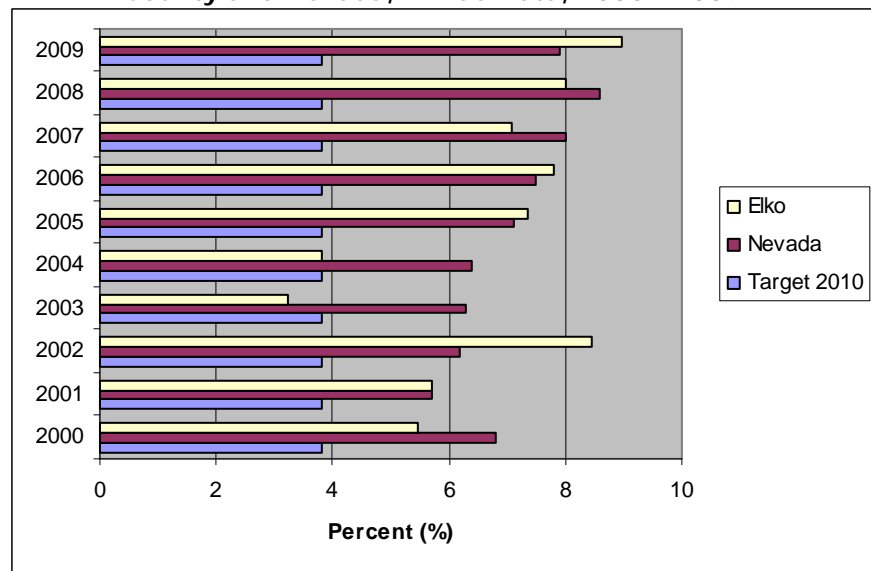
Neither the state nor the county met the Healthy People 2010 goal of 60 percent.

Healthy People 2010 Objective (5-3): Reduce the overall rate of diabetes that is clinically diagnosed.

Healthy People 2020 Objective D HP2020-1: Reduce the annual number of new cases of diagnosed diabetes in the population.

Proportion of Persons with Clinically Diagnosed Diabetes, Elko County and Nevada, BRFSS Data, 2000 - 2009.*

Neither Elko County nor Nevada have met the Healthy People 2010 target of 3.8 percent for the proportion of persons with clinically diagnosed diabetes since 2003, when the county met the goal. Overall, the county and state trends increased from 2000-2009.

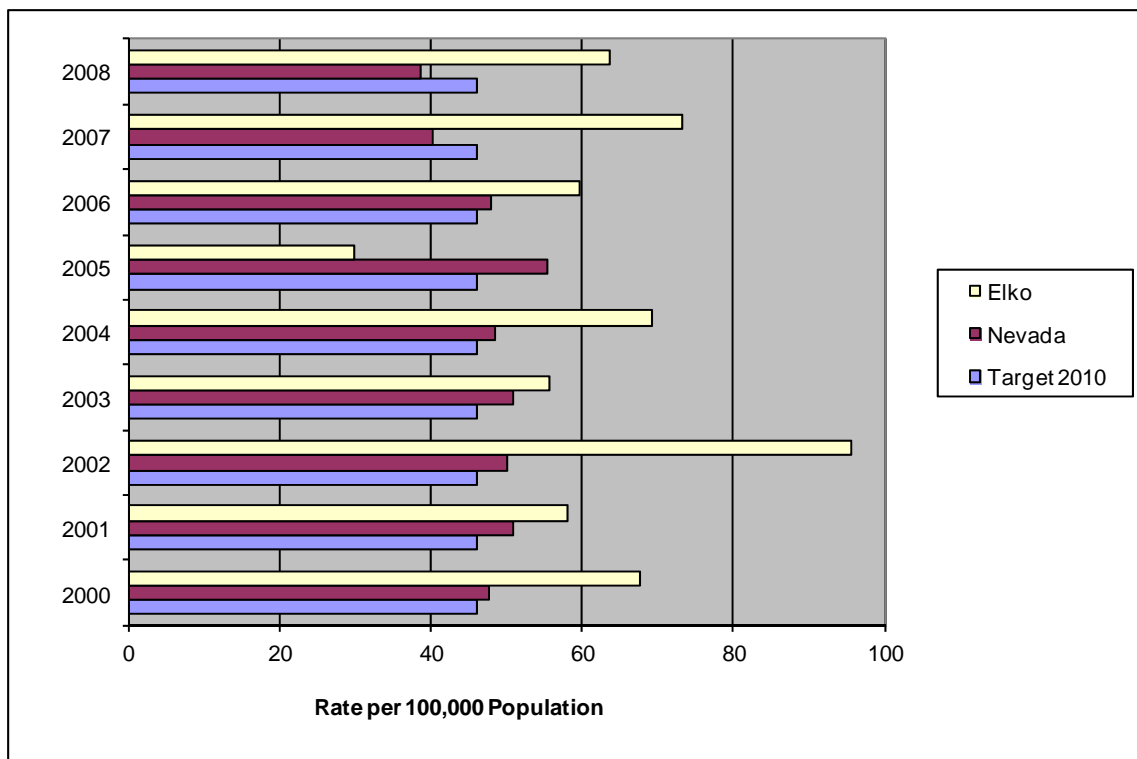


*These percentages are weighted to survey population characteristics. Not all counties were included in the survey results.

Healthy People 2010 Objective (5-5): Reduce the diabetes death rate.

Healthy People 2020 Objective D HP2020-3: Reduce the diabetes death rate.

Age-Adjusted Diabetes Death Rate, Elko County and Nevada, 2000 - 2008.*



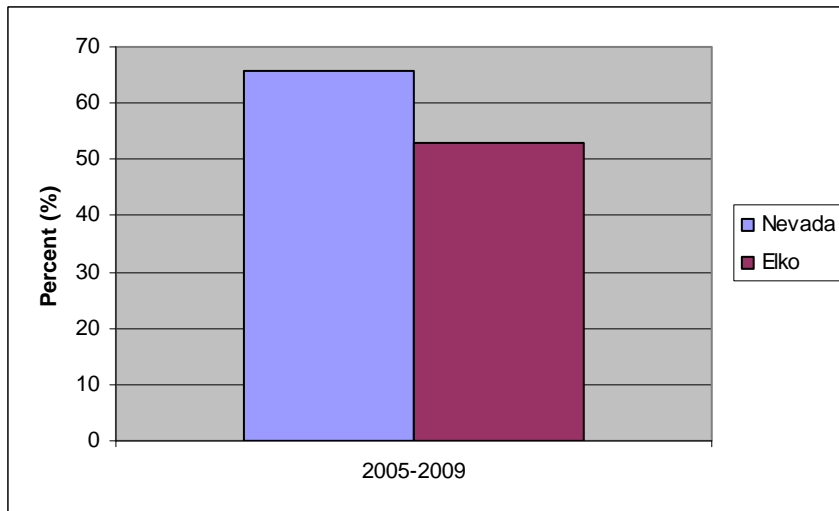
The diabetes mortality rate for Elko County was consistently higher than the Nevada rate from 2000-2008. Elko County met the objective in 2005 only. The state met the Healthy People 2010 objective rate of 46 per 100,000 population in 2007 and 2008.

*These rates are age-adjusted to the 2000 U.S. standard population. The Nevada data are from Nevada Vital Statistics Records. Note: 2007 and 2008 data are not final and are subject to change.

Healthy People 2010 Objective (5-12): Increase the proportion of adults with diabetes who have had a glycosylated hemoglobin measurement at least two times a year.

Healthy People 2020 Objective D HP2020-11: Increase the proportion of adults with diabetes who have a glycosylated hemoglobin measurement at least twice a year.

Aggregated Proportion of Adults with Diabetes Who Have Had a Glycosylated Hemoglobin Measurement at Least Two Times a Year, Elko County and Nevada, BRFSS Data, 2005 - 2009.*



There is a higher proportion of diabetics who have had an A1C test at least twice within the past year in Nevada on aggregate than in Elko County from 2005-2009.

Nevada met the Healthy People 2010 goal of 60 percent.

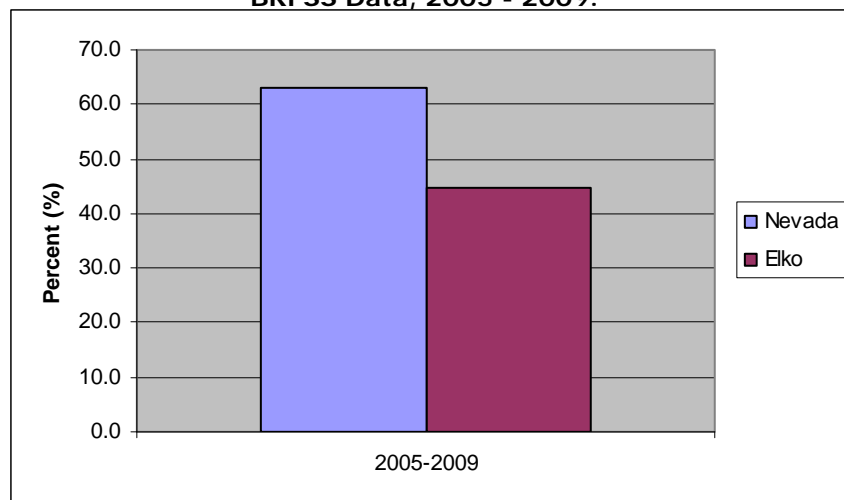
Healthy People 2010 Objective (5-14): Increase the proportion of adults with diabetes who have had at least an annual foot examination.

Healthy People 2020 Objective D HP2020-9: Increase the proportion of adults with diabetes who have had at least an annual foot examination.

Aggregated Proportion of Adults with Diabetes Who Have Had at Least an Annual Foot Examination, Elko County and Nevada, BRFSS Data, 2005 - 2009.*

On aggregate, Elko County lagged behind the rest of Nevada in the proportion of adult diabetics receiving at least an annual foot exam from 2005 to 2009.

Neither the state nor the county met the Healthy People 2010 target of 90 percent during this time period.



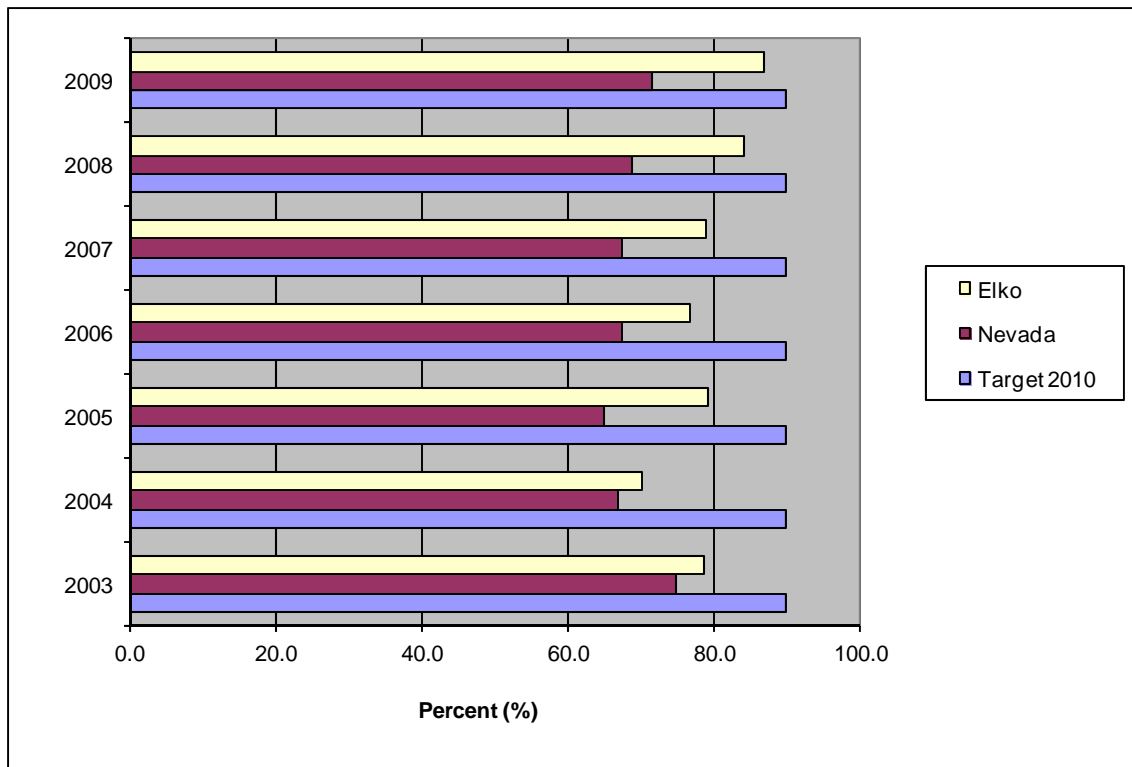
*These percentages are weighted to survey population characteristics. Not all counties were included in the survey results.

Education and Community-Based Programs

Healthy People 2010 Objective ECBP HP2010-1: Increase high school completion.

Healthy People 2020 Objective ECBP HP2020-6: Increase the proportion of the population that completes high school education.

High School Completion Rate (Percent), Elko County and Nevada, 2003 - 2009.*



Elko county consistently had a higher high school completion rate than Nevada as a whole. In 2009 Elko had a high school completion rate of 86.9%, compared to Nevada, at 71.4%.

Neither the state nor the county met the Healthy People 2010 goal of 90 percent of all students completing high school. Although, in 2009 Elko County approached the target.

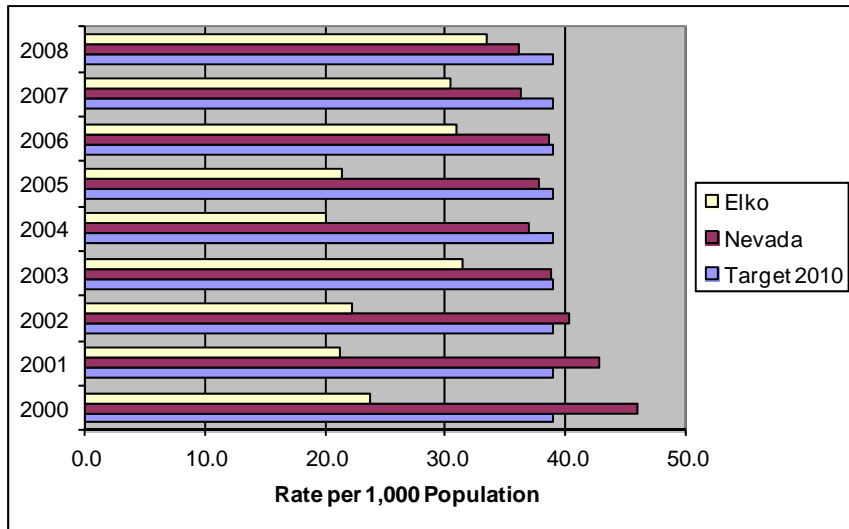
*The Nevada data are from the Nevada Annual Reports of Accountability.

Family Planning

Healthy People 2010 Objective (9-7): Reduce pregnancies among adolescent females.

Healthy People 2020 Objective FP HP2020–8: Reduce pregnancies among adolescent females, aged 15-17 and aged 18-19.

Adolescent Pregnancy Rate Among Females Aged 15 to 17 Years, Elko County and Nevada, 2000 - 2008.*

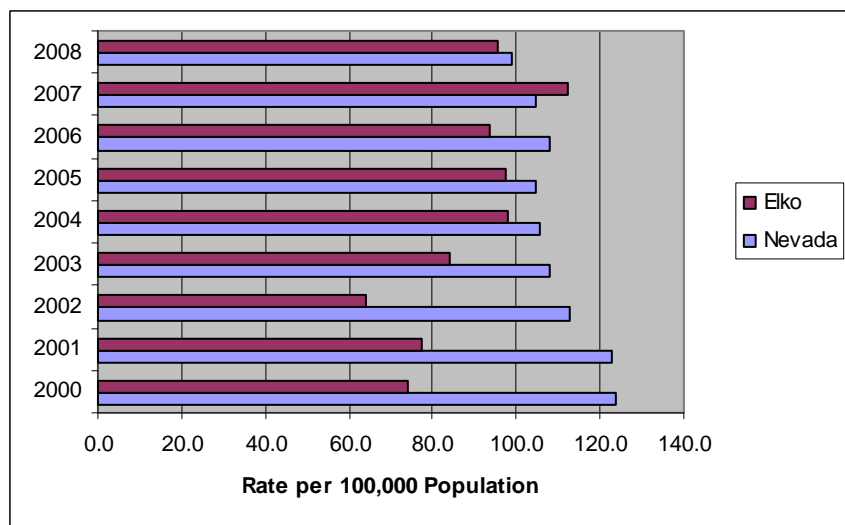


The adolescent pregnancy rate among females, ages 15 to 17, was lower in Elko County than Nevada and the Healthy People 2010 target rate of 39 per 1,000 population. The state rate was also below the Healthy People 2010 target from 2003-2008.

Adolescent Pregnancy Rate Among Females Aged 18 to 19 Years, Elko County and Nevada, 2000 - 2008.*

Adolescent pregnancy rate among females, ages 18 to 19 years, was lower in Elko County than in the state from 2000-2008.

The Nevada trend decreased, while the county trend increased from 2000 to 2008.

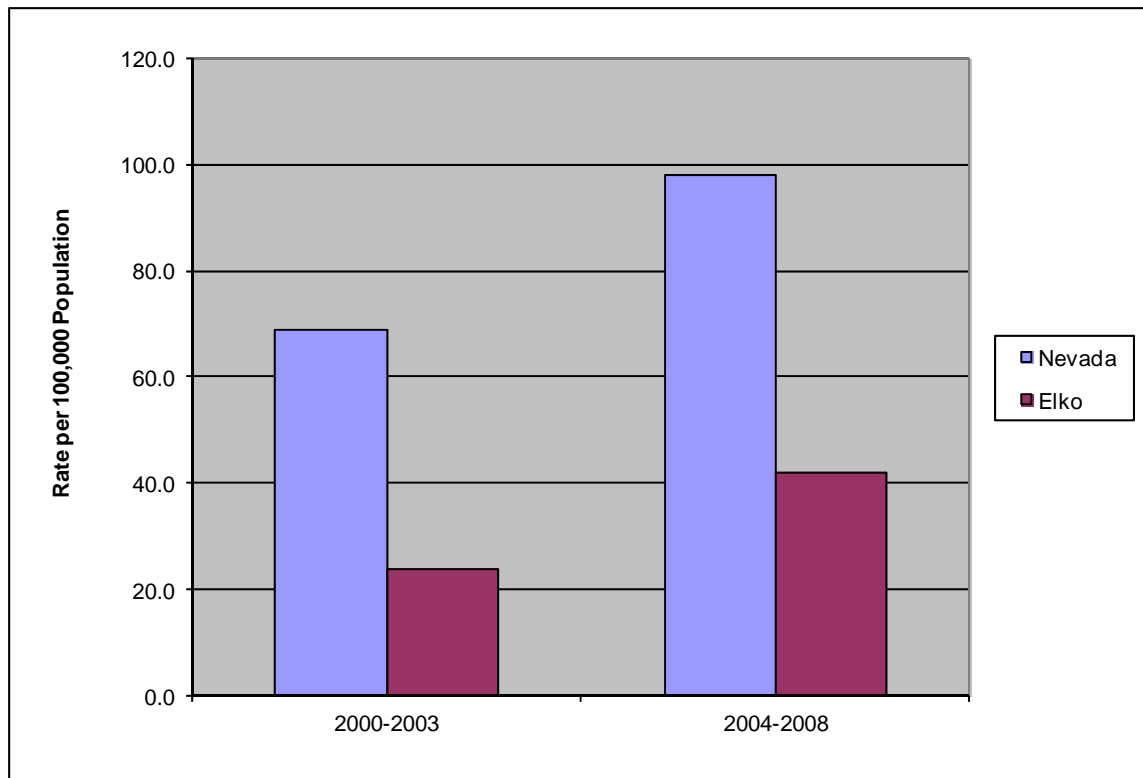


*The Nevada data are from Nevada Vital Statistics Records.
Note: 2008 data are not final and are subject to change.

Healthcare-Associated Infections

Healthy People 2020 Objective HAI HP2020-2: Reduce invasive methicillin-resistant staphylococcus aureus (MRSA) infections.

Aggregate Rate of Invasive Methicillin-Resistant Staphylococcus Aureus (MRSA) Infections, Elko Nevada, 2000 - 2003 and 2004 - 2008.*



This is a new Healthy People 2020 indicator. The rate of invasive methicillin-resistant staphylococcus aureus (MRSA) infections increased for both Nevada and Elko County from 2000-2008. The county rate was markedly lower than the state rate.

Elko County on aggregate, reported a MRSA infection rate over six times the new Healthy People 2020 target rate of 6.56 infections per 100,000 population during the years 2004-2008.

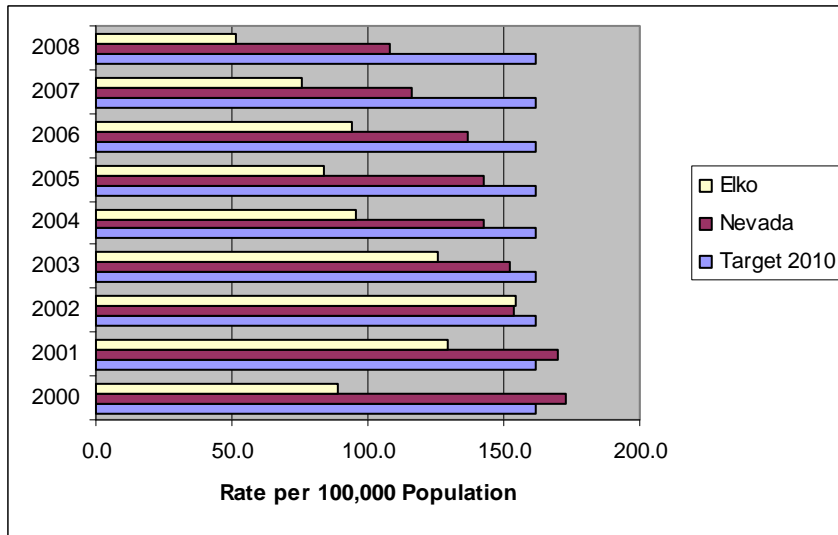
*These rates are age-adjusted to the 2000 U.S. standard population. Nevada data are from the Nevada Inpatient Hospital Discharge Database (NIHDD).

Heart Disease and Stroke

Healthy People 2010 Objective (12-1): Reduce coronary heart disease deaths.

Healthy People 2020 Objective HDS HP2020-2: Reduce coronary heart disease deaths.

Age-Adjusted Coronary Heart Disease Death Rate, Elko County and Nevada, 2000 - 2008.*



Coronary heart disease deaths trended downward from 2000-2008 for both Elko County and Nevada overall.

Both the state and the county met the Healthy People 2010 target rate of 162 per 100,000 population.

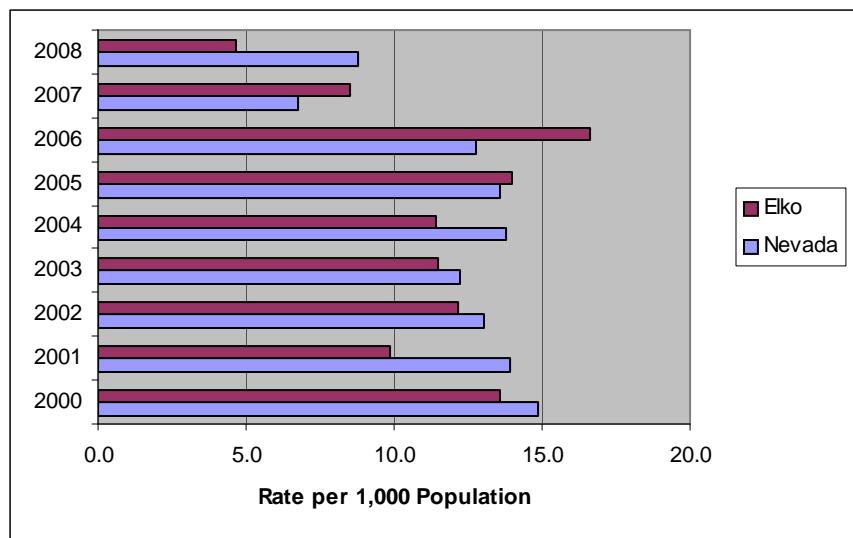
*These rates are age-adjusted to the 2000 U.S. standard population. The Nevada data are from Nevada Vital Statistics Records. Note: 2007 and 2008 are not final and are subject to change.

Healthy People 2010 Objective (12-6.): Reduce the rate of hospitalizations of older adults aged 65 years and older with congestive heart failure.

Rate of Hospitalizations of Older Adults Aged 65 Years and Older With Congestive Heart Failure, Elko County and Nevada, 2000 - 2008.*

The hospitalization rates of older adults, ages 65 years and older, in Nevada and Elko County fluctuated from 2000-2008.

However, both Elko County and Nevada had lower rates in 2008 than in 2000.

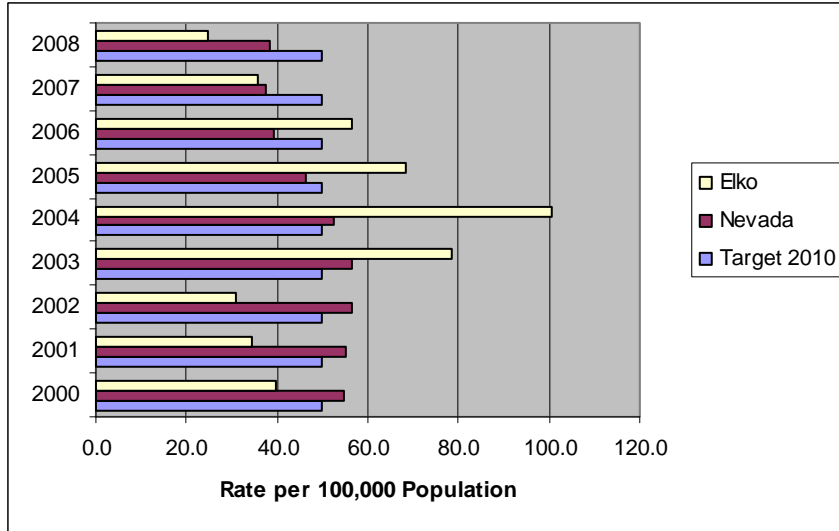


*The Nevada data are from Nevada Inpatient Hospital Discharge (NIHDD).

Healthy People 2010 Objective (12-7): Reduce stroke deaths.

Healthy People 2020 Objective HDS HP2020-3: Reduce stroke deaths.

Age-Adjusted Stroke Death Rate, Elko County and Nevada, 2000 - 2008.*



Stroke mortality rates fluctuated for Elko County, reaching a high of 100.6 per 100,000 people in 2004, and declined steadily from 2004-2008. State rates declined from 2000-2008.

Nevada met the Healthy People 2010 target rate of 50 stroke deaths per 100,000 population from 2005-2008. The county met the goal from 2000-2002 and in 2007 and 2008.

*These rates are age-adjusted to the 2000 U.S. standard population. The Nevada data are from Nevada Vital Statistics Records. Note: 2007 and 2008 data are not final and are subject to change.

Healthy People 2010 Objective (12-9a.): Reduce the proportion of adults with high blood pressure.

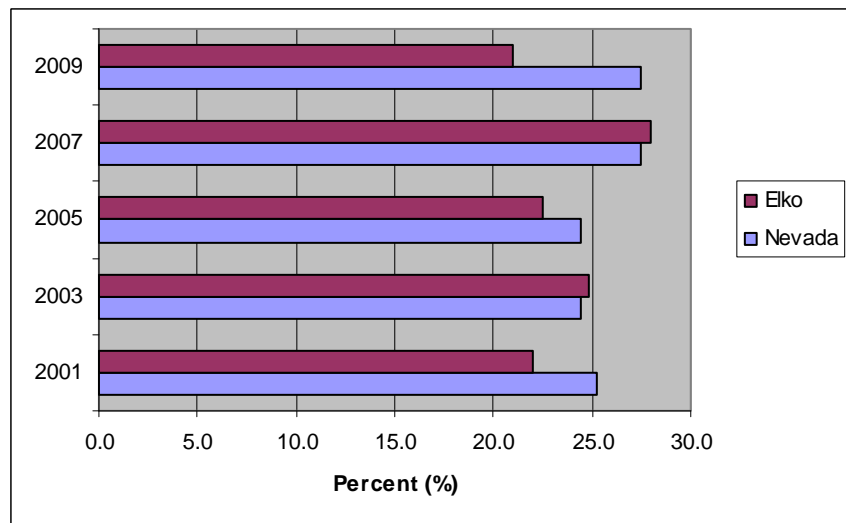
Healthy People 2020 Objective HDS HP2020-5.1: Reduce the proportion of adults with hypertension.

The percentage of adults with high blood pressure in Elko County fluctuated for the Behavioral Risk Factor Surveillance years between 2001-2009.

The percentage of adults with high blood pressure in Nevada increased for the same timeframe.

Neither the state nor the county met the Healthy People 2010 objective of 14 percent.

Proportion of Adults with High Blood Pressure, Elko County and Nevada, BRFSS Data, 2001, 2003, 2005, 2007, 2009.*

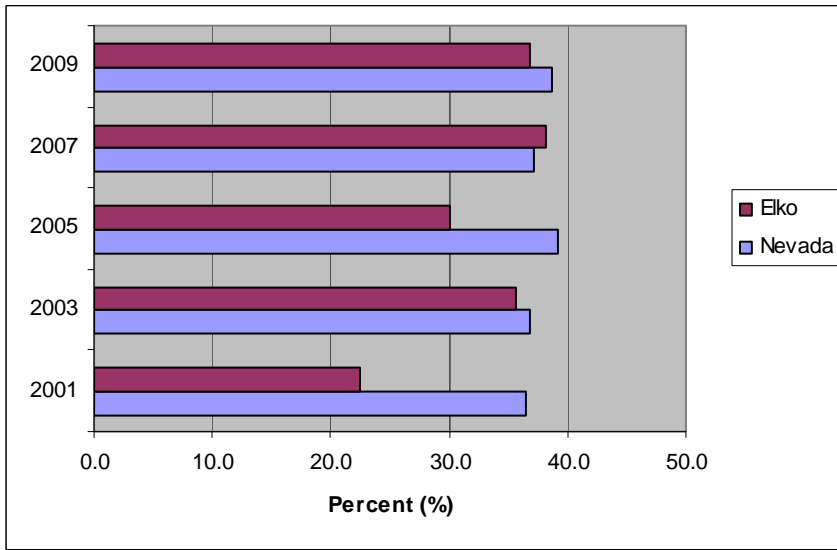


*These percentages are weighted to survey population characteristics. Not all counties were included in the survey results.

Healthy People 2010 Objective (12-14): Reduce the proportion of adults with high blood cholesterol levels.

Healthy People 2020 Objective HDS HP2020-7: Reduce the proportion of adults with high blood cholesterol levels.

Proportion of Adults with High Blood Cholesterol Levels, Elko County and Nevada, BRFSS Data, 2001, 2003, 2005, 2007, 2009.*



The proportion of adults with high cholesterol in Elko County increased for the Behavioral Risk Factor Surveillance System reporting years from 2001-2009, still lower than Nevada in 2009, at 36.8 percent.

Neither the state nor the county met the Healthy People 2010 goal of 17 percent.

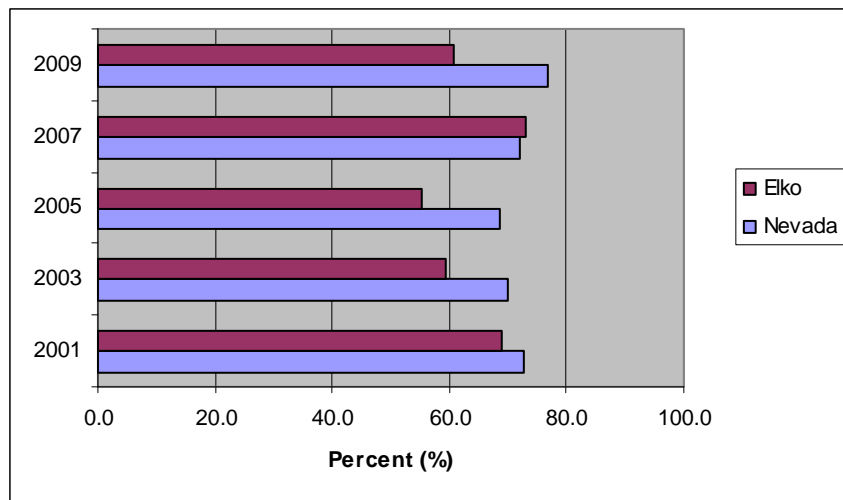
Healthy People 2010 Objective (12-15): Increase the proportion of adults having had their blood cholesterol checked within the preceding 5 years.

Healthy People 2020 Objective HDS HP2020-6: Increase the proportion of adults having had their blood cholesterol checked within the preceding 5 years.

Proportion of Adults Having Their Blood Cholesterol Checked Within the Preceding 5 Years, Elko County and Nevada, BRFSS Data, 2001, 2003, 2005, 2007, 2009.*

Elko County had a lower percentage of adults having their blood pressure checked than the state.

Both the county and the state rates are lower than the Healthy People 2010 target of 80 percent.



*These percentages are weighted to survey population characteristics. Not all counties were included in the survey results.

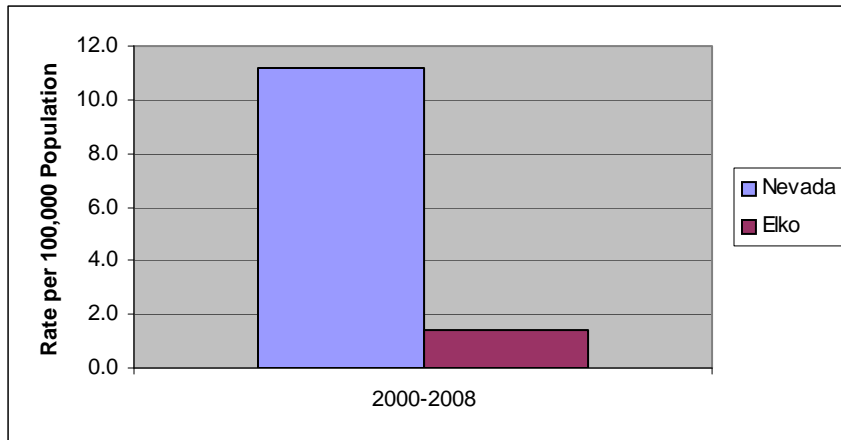
Human Immunodeficiency Virus (HIV)

Healthy People 2010 Objective (13-1): Reduce AIDS among adults and adolescents.

Healthy People 2020 Objective HIV HP2020-1: Reduce acquired immune deficiency syndrome (AIDS) among adults and adolescents.

NOTE: This objective was removed from the final HP 2020 release.

Aggregated Rate of Reported AIDS Cases, Elko County and Nevada, 2000 - 2008.*



When pooling 2000 through 2008 data, the rate of reported cases of acquired immunodeficiency syndrome in Elko County was lower than that of Nevada, and almost met the Healthy People 2010 target rate of 1.0 per 100,000 population.

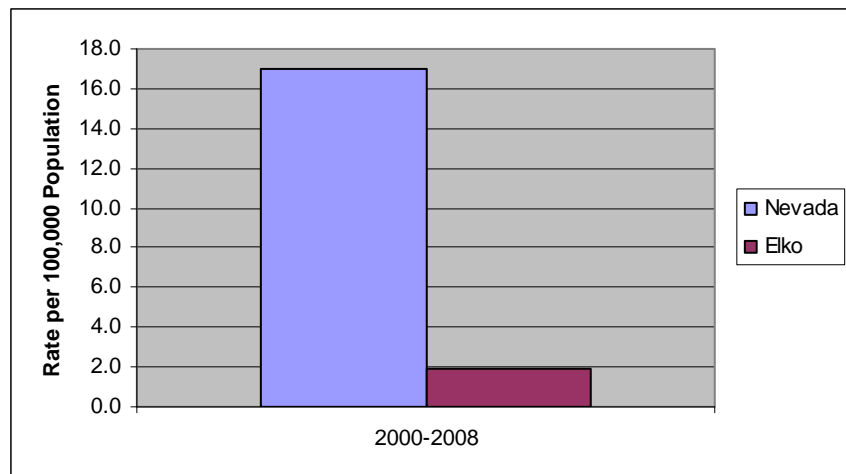
Healthy People 2010 Objective (13-5): Reduce the number of new cases of human immunodeficiency virus (HIV) and acquired immune deficiency syndrome (AIDS) diagnosed among adults and adolescents.

Healthy People 2020 Objective HIV HP2020-4: Reduce the number of new AIDS cases among adults and adolescents.

Aggregated Rate of Reported New Cases of HIV/AIDS, Elko County and Nevada, 2000 - 2008.*

Nevada also had a higher rate of new cases of human immunodeficiency virus/acquired immunodeficiency syndrome than Elko County when considering 2000 through 2008 pooled data.

Elko County on aggregate between 2000-2008, met the Healthy People target rate of 13 new cases per 100,000 population.



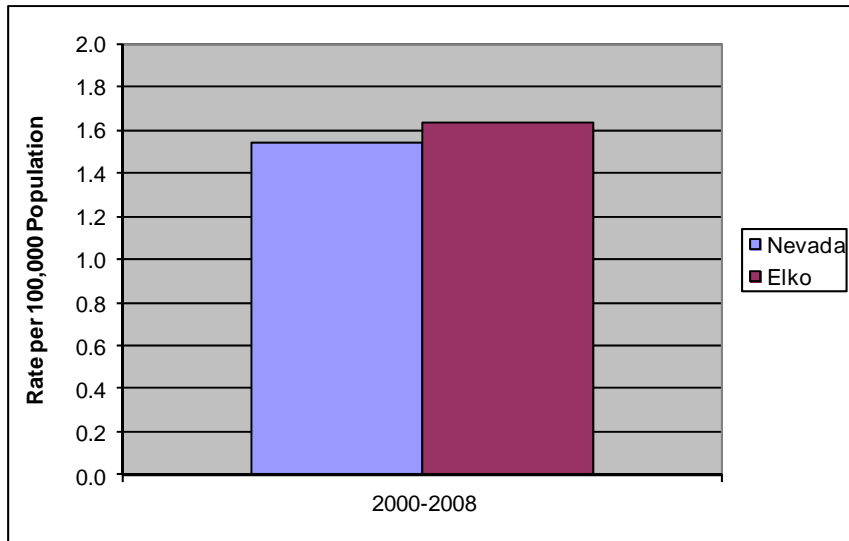
*The Nevada data are from the Enhanced HIV/AIDS Reporting System (eHARS).

Immunization and Infectious Diseases

Healthy People 2010 Objective (14-6.): Reduce new cases of Hepatitis A.

Healthy People 2020 Objective IID HP2020-23: Reduce Hepatitis A.

Aggregated Rate of Reported New Cases of Hepatitis A, Elko County and Nevada, NEDSS Data, 2000 - 2008.*



When considering 2000 through 2008 pooled data, Elko County and Nevada had a similar rate of reported new cases of hepatitis A.

Both rates are lower than the Healthy People 2010 target rate of 4.3 per 100,000 population.

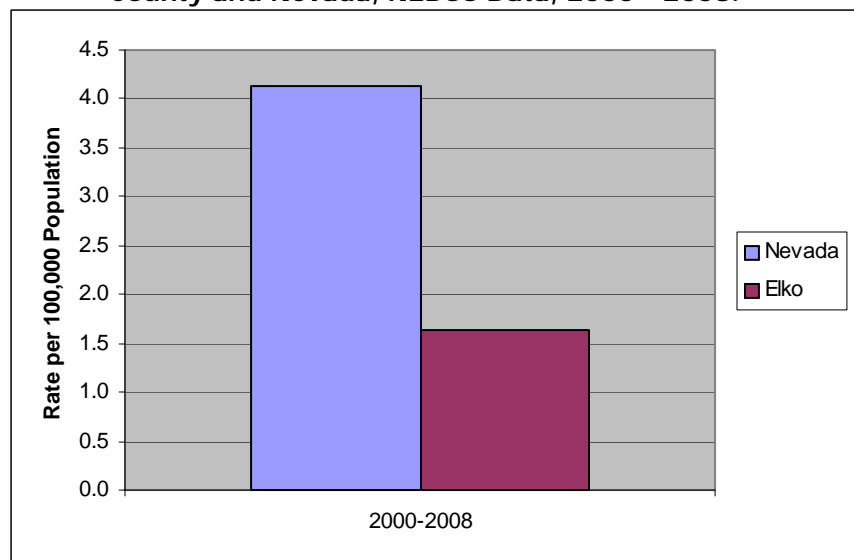
Healthy People 2010 Objective (14-11): Reduce new cases of tuberculosis.

Healthy People 2020 Objective IID HP2020-29: Reduce tuberculosis (TB).

Aggregated Rate of Reported New Cases of Tuberculosis, Elko County and Nevada, NEDSS Data, 2000 - 2008.*

On aggregate, Nevada had a rate of new cases of tuberculosis three times higher than Elko did when considering 2000 through 2008 pooled data.

Both rates are higher than the Healthy People 2010 target rate of 1.0 per 100,000 population.



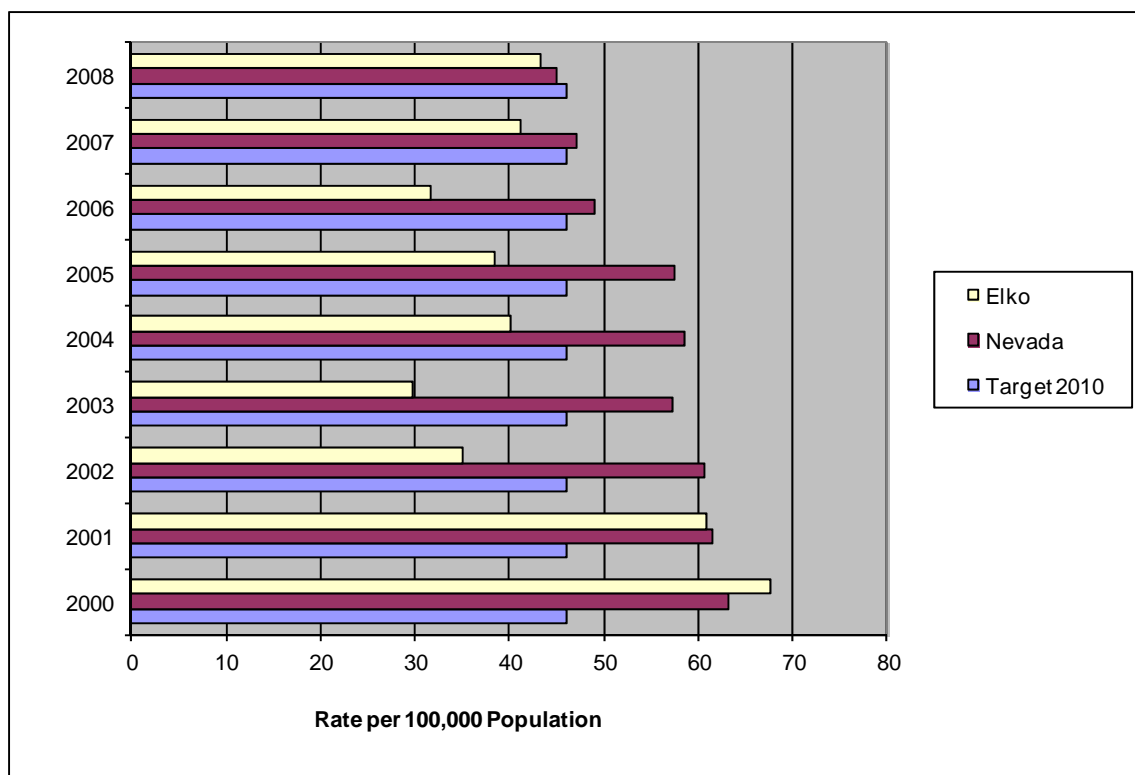
*The Nevada data are from the National Electronic Telecommunications System for Surveillance (NEDSS).

Healthy People 2010 Objective (14-17): Reduce hospitalization caused by peptic ulcer disease in the United States.

Healthy People 2020 Objective IID HP2020-10: Reduce hospitalization caused by peptic ulcer disease in the United States.

NOTE: This objective was removed from the final HP 2020 release.

Age-Adjusted Hospitalization Rate from Peptic Ulcer Disease, Elko County and Nevada, 2000 - 2008.*



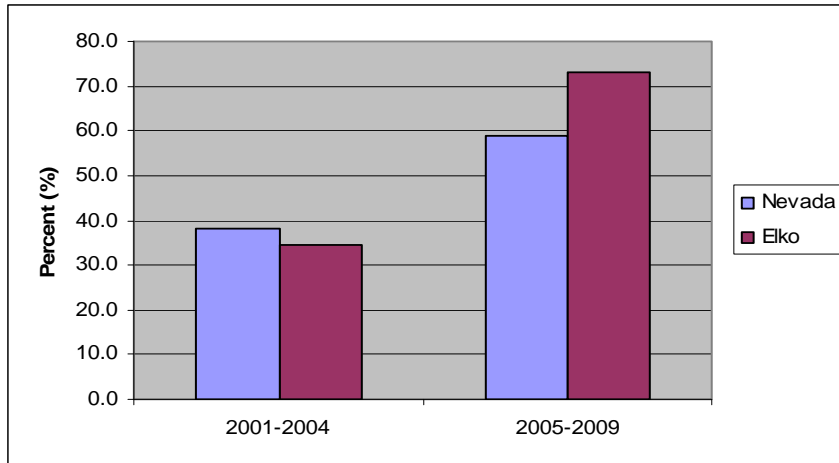
The age-adjusted hospitalization rate from peptic ulcer disease fluctuated in Elko County from 2000-2008 but had a general decreasing trend. In 2008 both Nevada and Elko County had rates below the Healthy People 2010 target of 46.0 per 100,000 population, at 45.0 and 43.3 respectively. This is much lower than Elko's age-adjusted hospitalization rate from peptic ulcer disease in 2000, when it was 67.6 per 100,000 population.

*The Nevada data are from the National Electronic Telecommunications System for Surveillance (NEDSS).

Healthy People 2010 Objective (14-29a.): Increase the proportion of adults, aged 65 years and older, who are vaccinated annually against influenza.

Healthy People 2020 Objective IID HP2020-12.7: Increase the proportion of non-institutionalized adults, aged 65 years and older, who are vaccinated annually against seasonal influenza.

Aggregated Proportion of Adults Aged 65 Years and Older Who Are Vaccinated Against Influenza, Elko County and Nevada, BRFSS Data, 2001 - 2004 and 2005 - 2009.*



On aggregate, from 2001—2004, Nevada had a higher rate of adults, ages 65 years and older, who are vaccinated against influenza than Elko County. In 2005—2009, the county reported a higher rate than the state.

Both the state and the county rates increased from 2001-2009. Neither met the Healthy People 2010 goal of 90 percent.

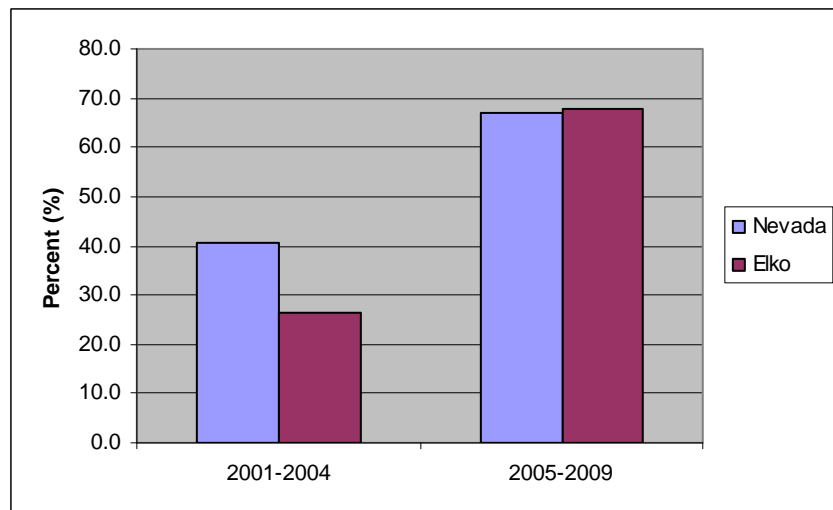
Healthy People 2010 Objective (14-29b.): Increase the proportion of adults, aged 65 years and older, who have ever received the pneumococcal vaccine.

Healthy People 2010 Objective IID HP 2020-13.1: Increase the proportion of non-institutionalized adults, aged 65 years and older, who are vaccinated against pneumococcal disease.

From 2001-2004, the percentage of adults, ages 65 years and older, who have ever received the pneumococcal vaccine was higher for Nevada than Elko County.

On aggregate from 2005-2009, both rates increased, with the county rate slightly higher than the state rate. Neither met the Healthy People 2010 objective of 90 percent.

Aggregated Proportion of Adults Aged 65 Years and Older Who Have Ever Received the Pneumococcal Vaccine, Elko County and Nevada, BRFSS Data, 2001 - 2004 and 2005 - 2009.*



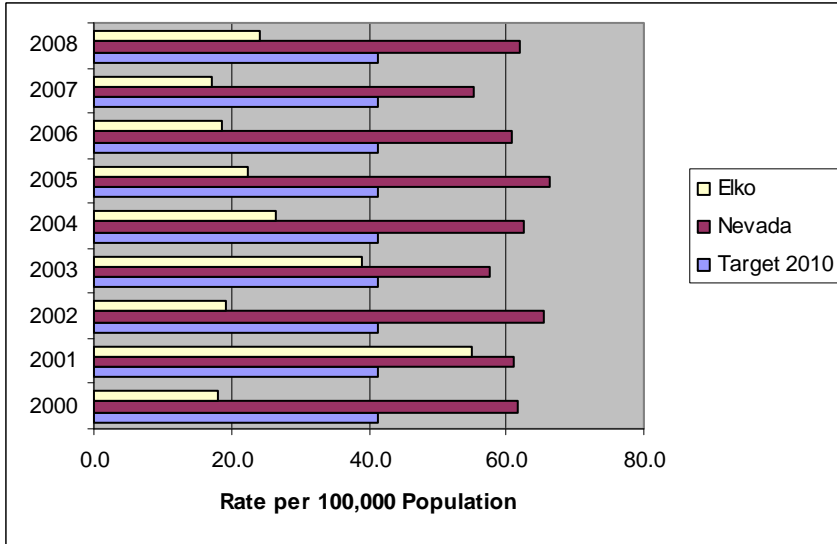
*These percentages are weighted to survey population characteristics. Not all counties were included in the survey results.

Injury and Violence Prevention

Healthy People 2010 Objective (15-1): Reduce hospitalizations for non-fatal head injuries.

Healthy People 2020 Objective IVP HP2020-2.2: Reduce hospitalizations for nonfatal traumatic brain injuries.

Hospitalization Rate for Non-Fatal Head Injuries, Elko County and Nevada, 2000 - 2008.*



From 2000 to 2008 the hospitalization rate from non-fatal head injuries was lower in Elko County than in Nevada as a whole, and declined from 2001-2007.

Elko County exceeded the Healthy People 2010 target of 41.2 per 100,000 population from 2000-2008.

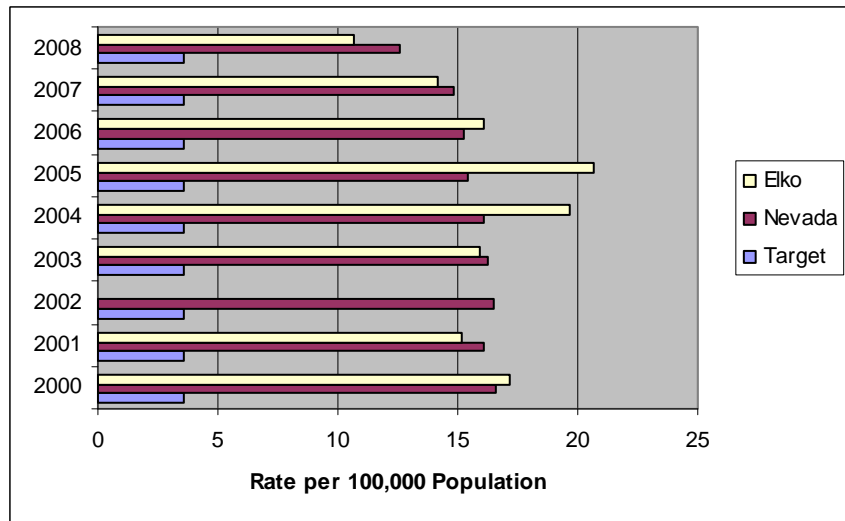
Healthy People 2010 Objective (15-3): Reduce firearm-related deaths.

Healthy People 2020 Objective IVP HP2020-30: Reduce firearm-related deaths.

Elko County did not meet the Healthy People 2010 target rate of 3.6 per 100,000 population for firearm related deaths from 2000-2008. The county firearm related death rate did decrease from 2005, when it reached a high of 20.6.

In 2008 this rate was down to 10.7, lower than the Nevada rate of 12.6. Some years, the county's rate averaged over 5 times higher than the goal.

Age-Adjusted Firearm Related Death Rate, Elko County and Nevada, 2000 - 2008.*

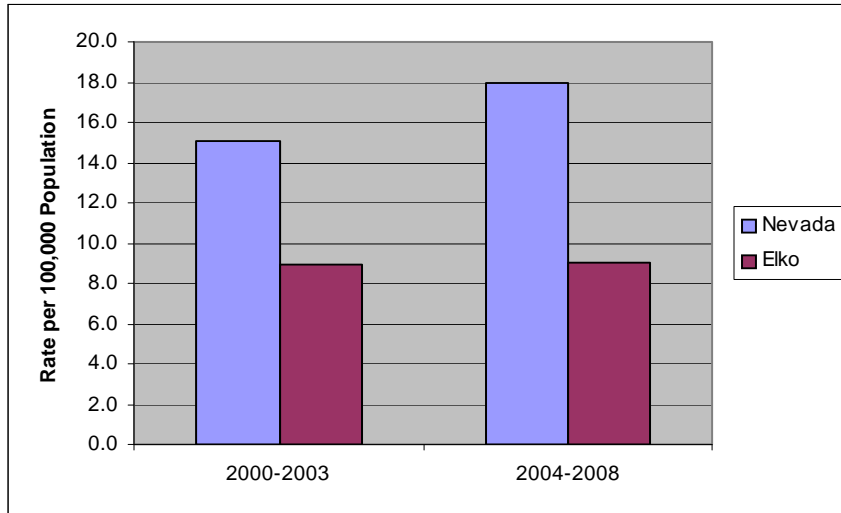


*The Nevada data are from the Nevada Inpatient Hospital Discharge Database (NIHDD).

Healthy People 2010 Objective (15-8): Reduce deaths caused by poisonings.

Healthy People 2020 Objective IVP HP2020-9: Prevent an increase in the rate of poisoning deaths.

Aggregated Age-Adjusted Death Rate Caused by Poisoning, Elko County and Nevada, 2000 - 2003 and 2004 - 2008.*



The average death rate caused by poisonings was the same for Elko county for the combined years 2000 through 2003 and 2004 through 2009, at 9.0 per 100,000 people.

Overall in Nevada, this rate increased from 2000-2008.

Neither the state nor the county met the Healthy People 2010 target of 1.5 deaths per 100,000 population.

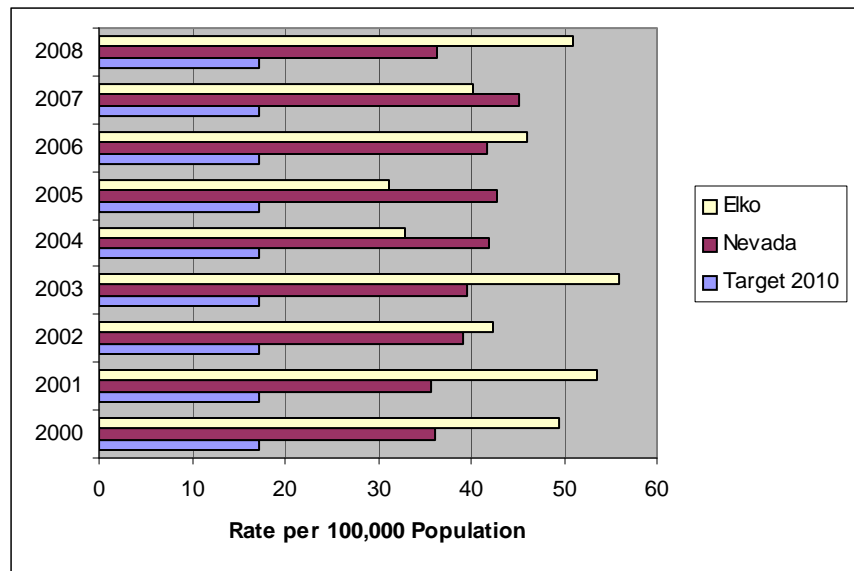
Healthy People 2010 Objective (15-13): Reduce deaths caused by unintentional injuries.

Healthy People 2020 Objective IVP HP2020-11: Reduce unintentional injury deaths.

Age-Adjusted Death Rate Caused by Unintentional Injuries, Elko County and Nevada, 2000 - 2008.*

The age-adjusted unintentional injury death rate fluctuated in Elko County from 2000-2008.

In 2008, the rate in Elko County was more than twice that of the Healthy People 2010 target of 17.1 unintentional deaths per 100,000 people.

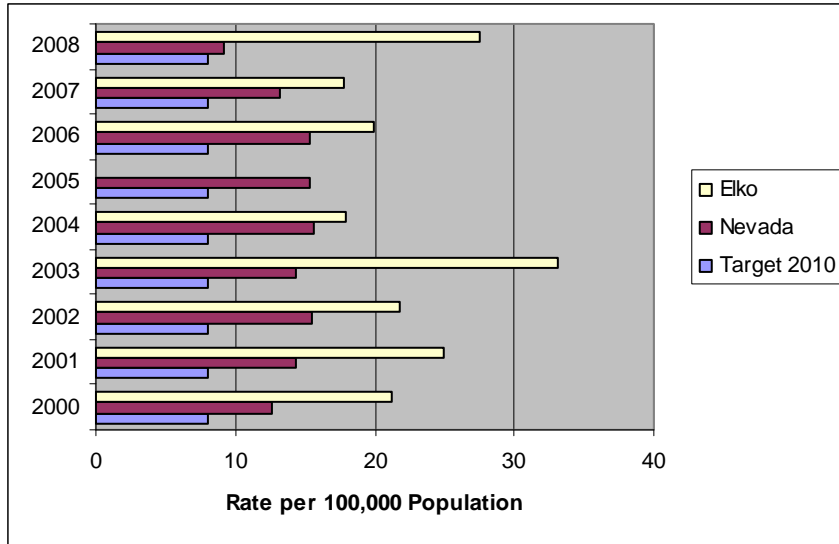


*These rates are age-adjusted to the 2000 U.S. standard population. The Nevada data are from Nevada Vital Statistics Records. Note: 2007 and 2008 data are not final and are subject to change.

Healthy People 2010 Objective (15-15a.): Reduce deaths caused by motor vehicle crashes.

Healthy People 2020 Objective IVP HP2020-13: Reduce motor vehicle crash-related deaths.

Age-Adjusted Death Rate Caused by Motor Vehicle Crashes, Elko County and Nevada, 2000 - 2008.*



The aggregated age-adjusted death rate caused by motor vehicle crashes was higher for Elko County than for Nevada overall from 2000-2008.

In 2008 this rate was 28.5 per 100,000 people, more than 3 times the Healthy People target of 8.0 per 100,000 people.

*These rates are age-adjusted to the 2000 U.S. standard population. The Nevada data are from Nevada Vital Statistics Records. Note: 2007 and 2008 data are not final and are subject to change.

Healthy People 2010 Objective (15-19): Increase the use of safety belts.

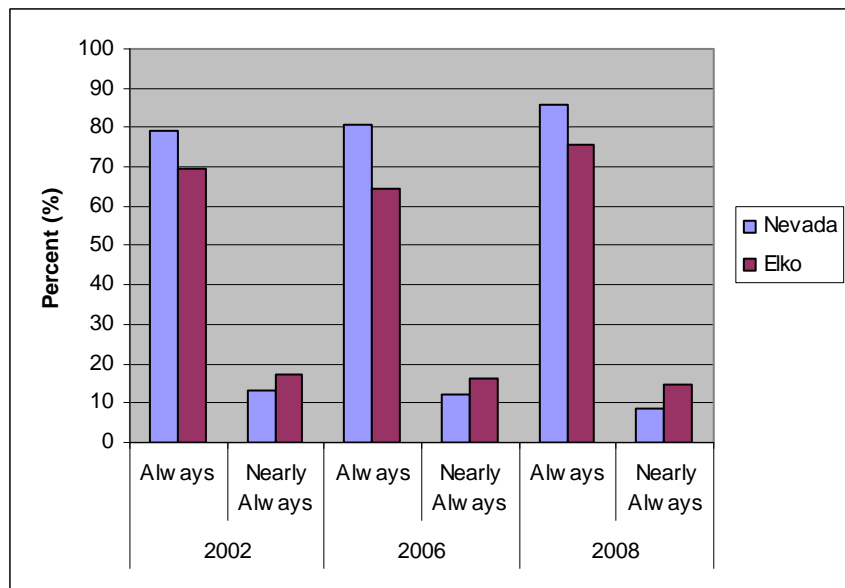
Healthy People 2020 Objective IVP HP2020-15: Increase use of safety belts.

Proportion of People Using Safety Belts, Elko County and Nevada, BRFSS Data, 2002, 2006, 2008.*

Overall, a higher percentage of Nevada residents (85.7 percent) reported always wearing their seatbelts compared to Elko County residents (75.7 percent) in 2008.

Neither the state nor the county met the Healthy People 2010 target of 89 percent.

However, Nevada is approaching the goal.

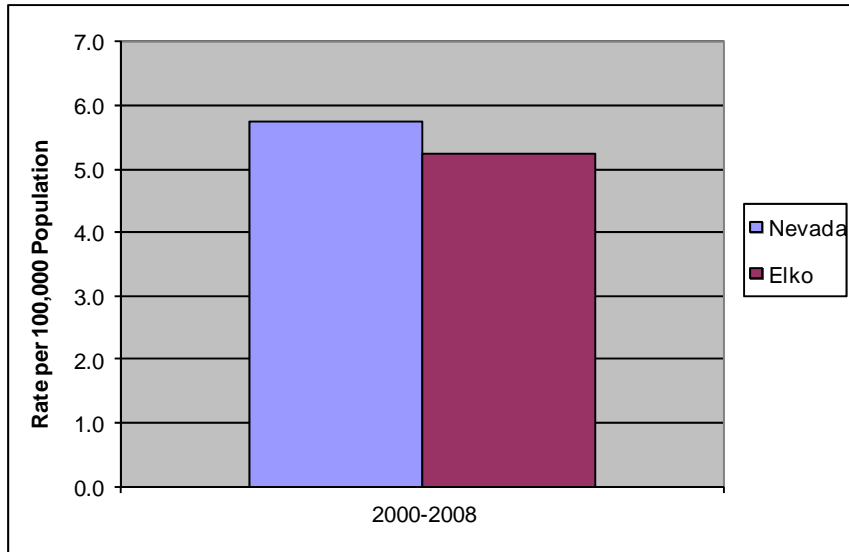


*These percentages are weighted to survey population characteristics. Not all counties were included in the survey results.

Healthy People 2010 Objective (15-27): Reduce deaths from falls.

Healthy People 2020 Objective IVP HP2020-23: Prevent an increase in the rate of fall-related deaths.

Aggregated Age-Adjusted Death Rate From Falls, Elko County and Nevada, 2000 - 2008.*



The average death rate from falls for the combined years 2000 through 2008 was slightly lower in Elko County, at 5.2 per 100,000 people, than in Nevada as a whole, at 5.8 per 100,000 people.

Both Nevada and Elko County were higher than the Healthy People 2010 target rate of 3.3 deaths per 100,000 population.

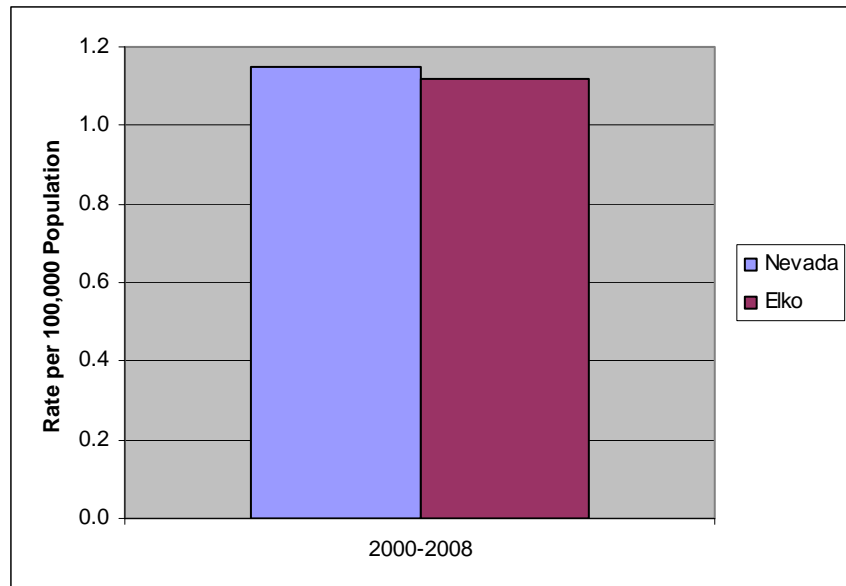
Healthy People 2010 Objective (15-29): Reduce deaths from drowning.

Healthy People 2020 Objective IVP HP2020-27: Reduce drowning deaths.

Aggregated Age-Adjusted Death Rate From Drowning, Elko County and Nevada, 2000 - 2008.*

The average death rate from drowning for the combined years 2000 through 2008 was similar in Elko County and Nevada, at 1.12 and 1.15 for the regions respectively.

These rates are approximately twice as high as the Healthy People 2010 target rate of .7 drowning deaths per 100,000 people.

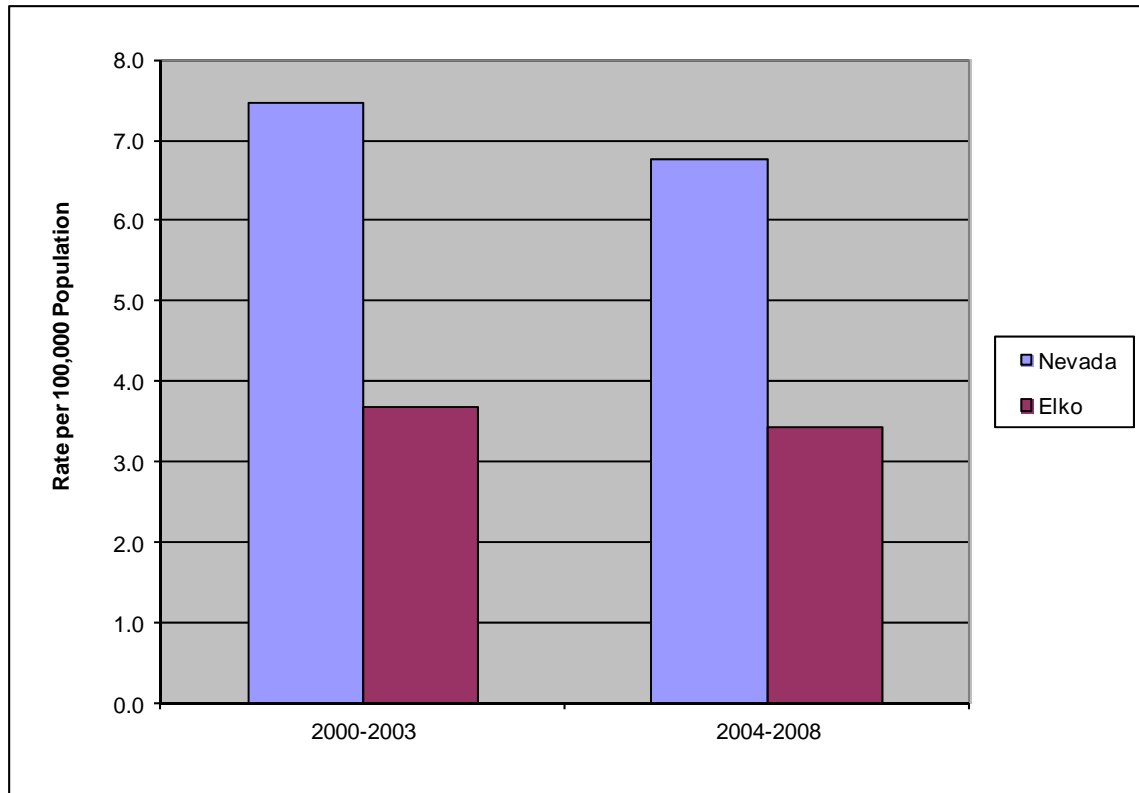


*These rates are age-adjusted to the 2000 U.S. standard population. The Nevada data are from Nevada Vital Statistics Records. Note: 2007 and 2008 data are not final and are subject to change.

Healthy People 2010 Objective (15-32): Reduce homicides.

Healthy People 2020 Objective IVP HP2020-29: Reduce homicides.

Aggregated Age-Adjusted Death Rate from Homicides, Elko County and Nevada, 2000 - 2003 and 2004 - 2008.*



The average death rate from homicides decreased in both Elko County and Nevada on average during the study years 2000 through 2003 and 2004 through 2008.

Neither the state nor the county met the Healthy People 2010 target rate of 2.8 homicide deaths per 100,000 population.

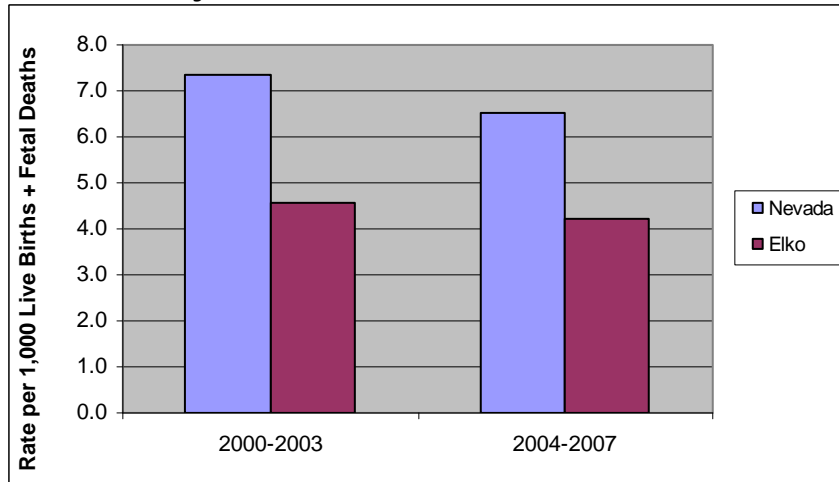
*These rates are age-adjusted to the 2000 U.S. standard population. The Nevada data are from Nevada Vital Statistics Records. Note: 2007 and 2008 data are not final and are subject to change.

Maternal, Infant, Child Health

Healthy People 2010 Objective (16-1a.): Reduce fetal deaths at 20 or more weeks gestation.

Healthy People 2020 Objective MICH HP2020-1.1: Reduce fetal deaths at 20 more weeks of gestation.

Aggregated Fetal Deaths at 20 or More Weeks of Gestation, Elko County and Nevada, 2000 - 2003 and 2004 - 2007.*



The average fetal death rate was similar for Elko County for the combined years 2000 through 2003 and 2004 through 2007, and lower than Nevada overall.

On average from 2004-2007, Elko met the Healthy People 2010 target rate of 4.1 per 1,000 live births.

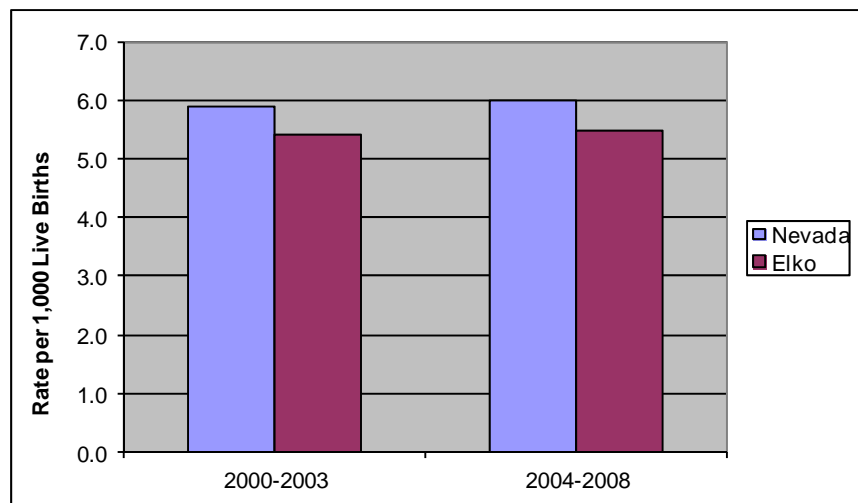
Healthy People 2010 Objective (16-1c.): Reduce infant death rate (within 1 year of life).

Healthy People 2020 Objective MICH HP2020-1.3: Reduce infant death rate (within 1 year of life).

Aggregated Infant Death Rate (Within 1 Year of Life), Elko County and Nevada, 2000 - 2003 and 2004 - 2008.*

The average infant death rate increased for Elko County for the combined years 2000 through 2003 and 2004 through 2008, from 5.4 to 5.5. This rate also increased for all of Nevada.

Both Nevada and Elko County had infant death rates higher than the Healthy People 2010 target rate of 4.5 deaths per 1,000 live births.

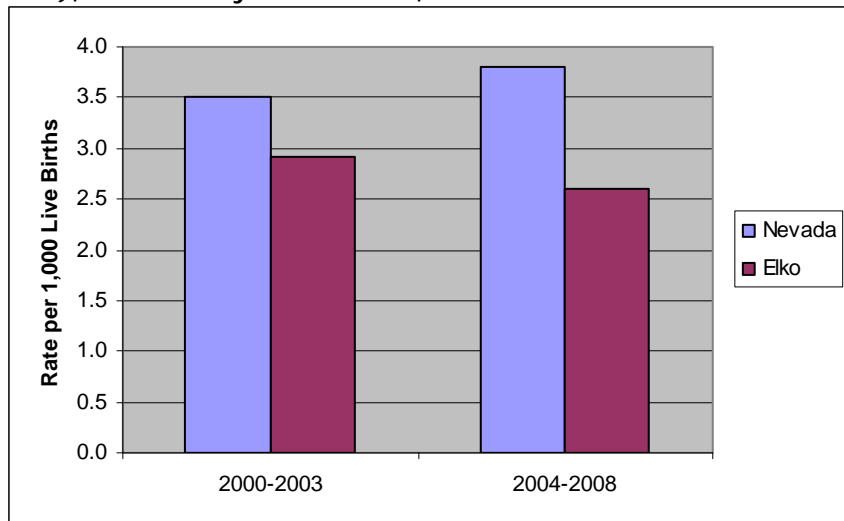


*The Nevada data are from Nevada Vital Statistics Records.
Note: 2008 data are not final and are subject to change.

Healthy People 2010 Objective (16-1d.): Reduce neonatal deaths (within the first 28 days of life).

Healthy People 2020 Objective MICH HP2020-1.4: Reduce neonatal deaths (within the first 28 days of life).

Aggregated Neonatal Death Rate (Within the First 28 Days of Life), Elko County and Nevada, 2000 - 2003 and 2004 - 2008.*



The average neonatal death rate for Elko County declined for the combined years 2000 through 2003 and 2004 through 2008.

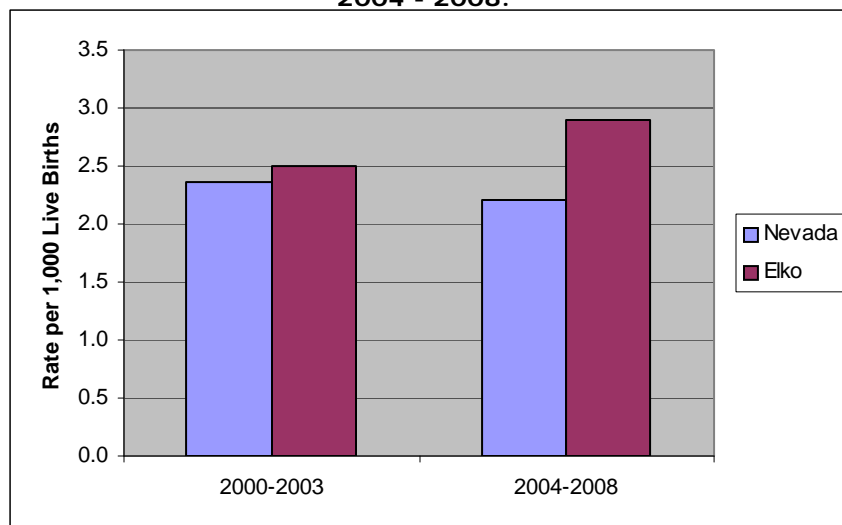
The rate was lower for Elko County than for Nevada overall.

On average, from 2004-2008, the county met the Healthy People 2010 target rate of 2.9 deaths per 1,000 live births.

Healthy People 2010 Objective (16-1e.): Reduce postneonatal death rate (between 28 days and 1 year).

Healthy People 2020 Objective MICH HP2020-1.5: Reduce postneonatal deaths (between 28 days and 1 year).

Aggregated Postneonatal Death Rate (Between 28 Days and 1 Year of Life), Elko County and Nevada, 2000 - 2003 and 2004 - 2008.*



The average post neonatal death rate increased in Elko County from the combined years 2000 through 2003 and the combined years 2004 through 2008.

The county rate was higher than the rate for Nevada overall.

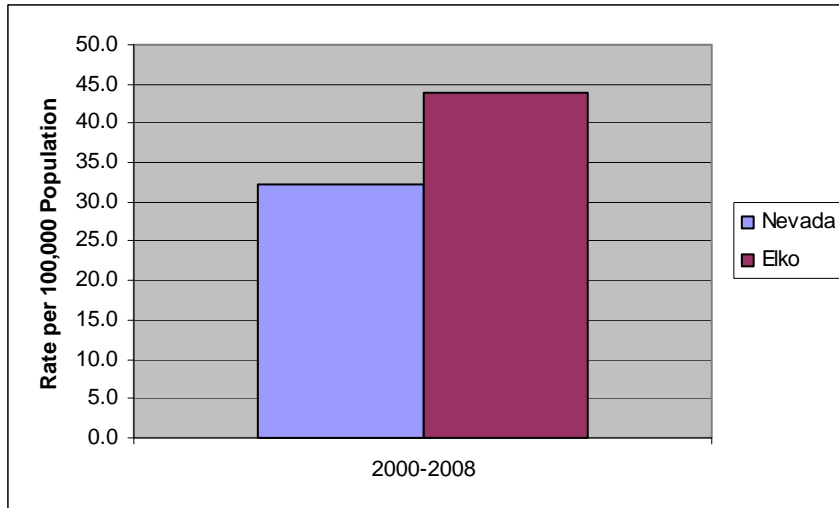
Neither the state nor the county met the Healthy People 2010 target rate of 1.2 deaths per 1,000 live births.

*The Nevada data are from Nevada Vital Statistics Records.
Note: 2008 data are not final and are subject to change.

Healthy People 2010 Objective (16-2a.): Reduce the rate of child deaths, aged 1 to 4 years.

Healthy People 2020 Objective MICH HP2020-3.1: Reduce the rate of child deaths, aged 1 to 4 years.

Aggregated Death Rate of Children Aged 1 to 4, Elko County and Nevada, 2000 - 2008.*



The average death rate for children aged 1 to 4 years of age was higher in Elko County than in Nevada for the combined years 2000 through 2008, at 44.0 per 100,000 people.

This rate was more than twice the Healthy People 2010 target rate of 20 deaths per 100,000 population.

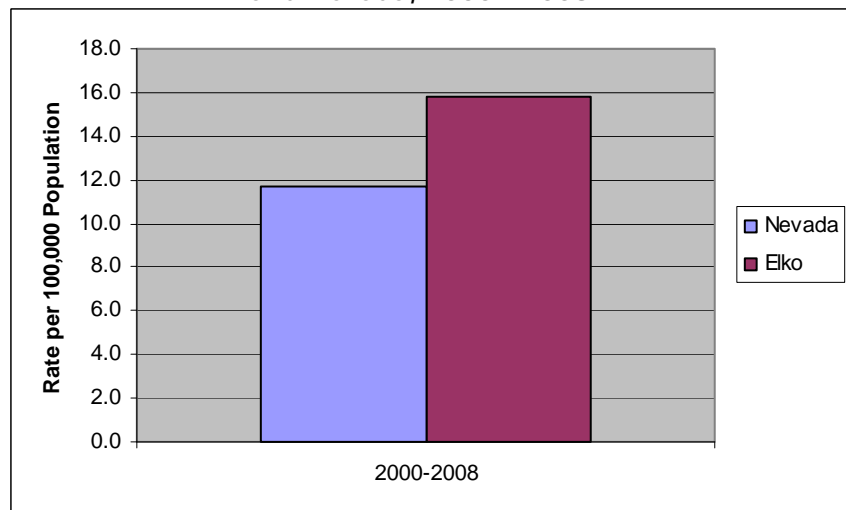
Healthy People 2010 Objective (16-2b.): Reduce the rate of child deaths, aged 5 to 9 years.

Healthy People 2020 Objective MICH HP2020-3.2: Reduce the rate of child deaths, aged 5 to 9 years.

Aggregated Death Rate of Children Aged 5 to 9, Elko County and Nevada, 2000 - 2008.*

The average death rate for children aged 5 to 9 years of age was higher in Elko County than in Nevada for the combined years 2000 through 2008, at 15.8 per 100,000 people.

This rate is higher than the Healthy People 2010 target rate of 13 deaths per 100,000 population.

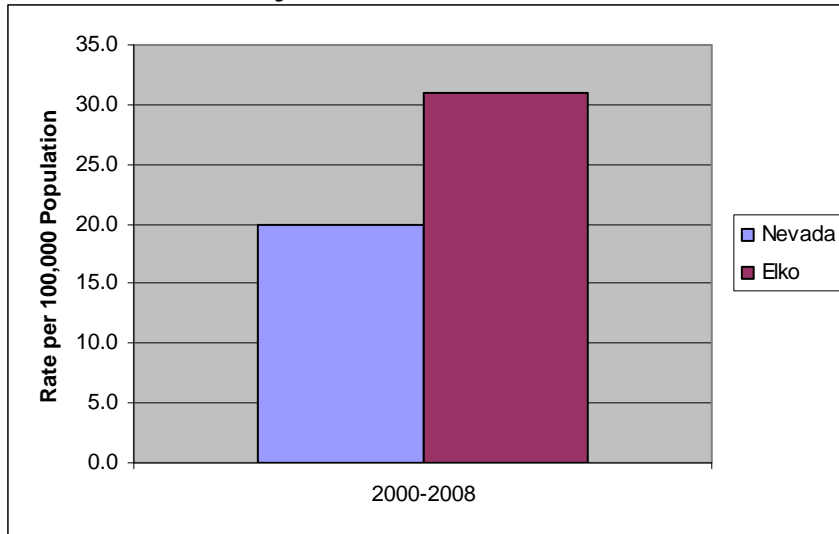


*The Nevada data are from Nevada Vital Statistics Records.
Note: 2007 and 2008 data are not final and are subject to change.

Healthy People 2010 Objective (16-3a.): Reduce the rate of adolescent deaths, aged 10 to 14 years.

Healthy People 2020 Objective MICH HP2020-4.1: Reduce the rate of adolescent deaths, aged 10 to 14 years.

Aggregated Death Rate of Adolescents Aged 10 to 14, Elko County and Nevada, 2000 - 2008.*



The average death rate for adolescents aged 10 to 14 years of age was higher in Elko County than in Nevada for the combined years 2000 through 2008, at 30.9 per 100,000 people.

This is almost twice as high as the Healthy People 2010 target rate of 16.5 deaths per 100,000 population.

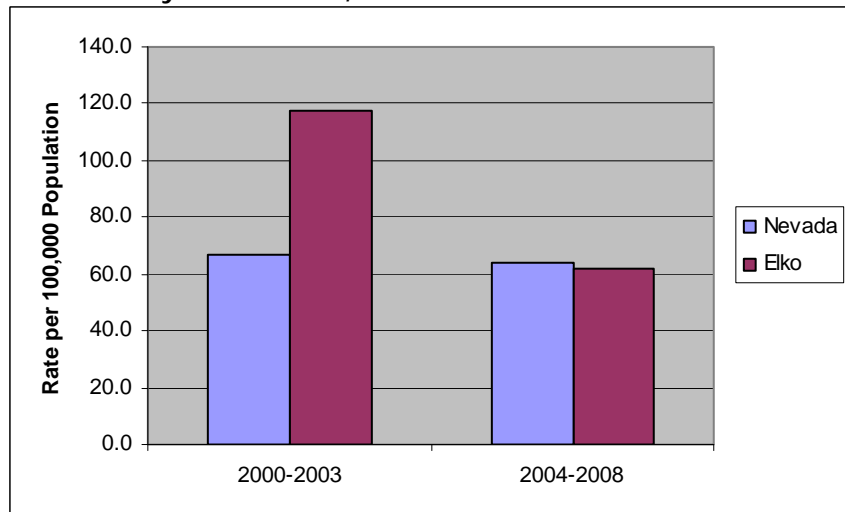
Healthy People 2010 Objective (16-3b.): Reduce the rate of adolescent deaths, aged 15 to 19 years.

Healthy People 2020 Objective MICH HP2020-4.2: Reduce the rate of adolescent deaths, aged 15 to 19 years.

The average death rate of adolescents aged 15 to 19 decreased in Elko County from the pooled years 2000 through 2003 (117.2 per 100,000 people) to the pooled years 2004 through 2008 (62.0 per 100,000 people).

This rate is still nearly twice as high as the Healthy People 2010 target rate of 38 deaths per 100,000 population.

Aggregated Death Rate of Adolescents Aged 15 to 19, Elko County and Nevada, 2000 - 2003 and 2004 - 2008.*

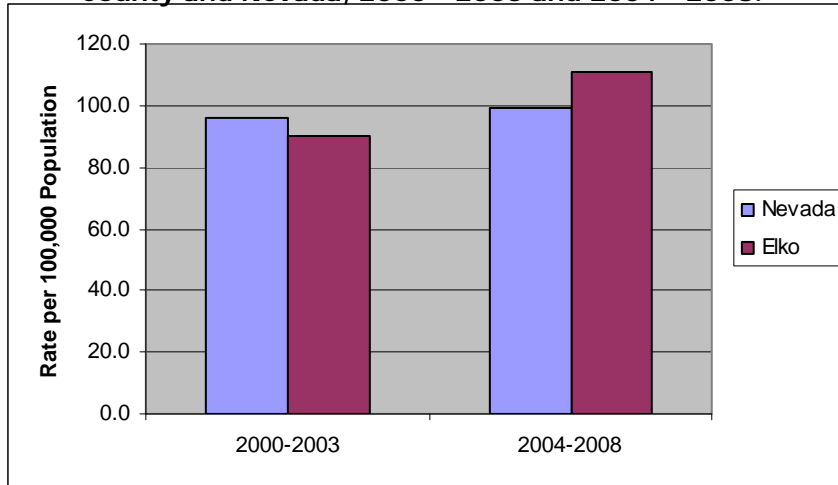


*The Nevada data are from Nevada Vital Statistics Records.
Note: 2007 and 2008 data are not final and are subject to change.

Healthy People 2010 Objective (16-3c.): Reduce the rate of young adults deaths, aged 20 to 24 years.

Healthy People 2020 Objective MICH HP2020-4.3: Reduce the rate of young adults deaths, aged 20 to 24 years.

Aggregated Death Rate of Young Adults Aged 20 to 24, Elko County and Nevada, 2000 - 2003 and 2004 - 2008.*



The average death rate for young adults, ages 20 to 24 years of age, was lower in Elko County than in Nevada overall from 2000-2003, but increased to higher than the state rate during the years 2004-2008. Both the state and county rates increased during the study years 2000-2008 to more than twice as high as the Healthy People 2010 target rate of 41.5 per 100,000 population.

*The Nevada data are from Nevada Vital Statistics Records.
Note: 2007 and 2008 data are not final and are subject to change.

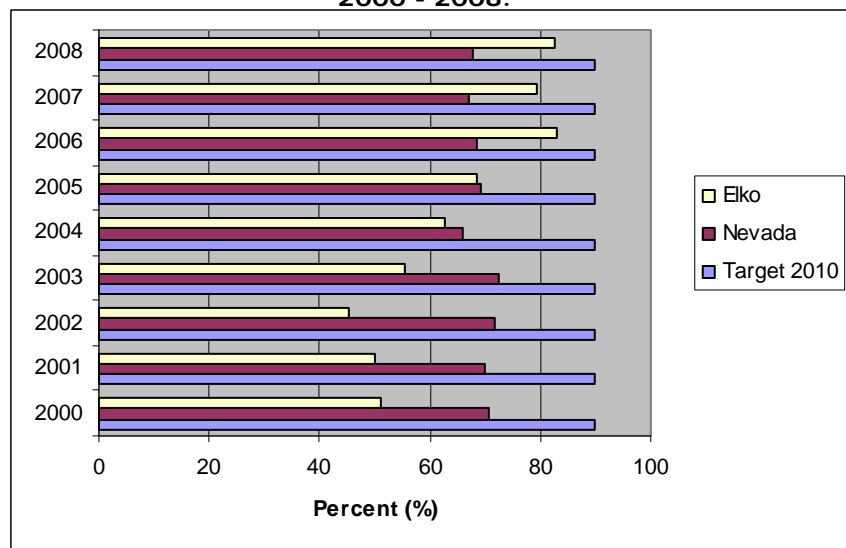
Healthy People 2010 Objective (16-6b.): Increase the proportion of pregnant women receiving early and adequate prenatal care.

Healthy People 2020 Objective MICH HP2020-10: Increase the proportion of women receiving early and adequate prenatal care.

Proportion of Pregnant Women Receiving Early and Adequate Prenatal Care, Elko County and Nevada, 2000 - 2008.*

The proportion of pregnant women who received adequate prenatal care in their first trimester of pregnancy increased in Elko from 2000-2008, at 82.7 percent in 2008.

This proportion is higher than that of all Nevada, which was at 67.8 percent in 2008. Neither the state nor the county met the Healthy People 2010 goal of 90 percent over the study years.

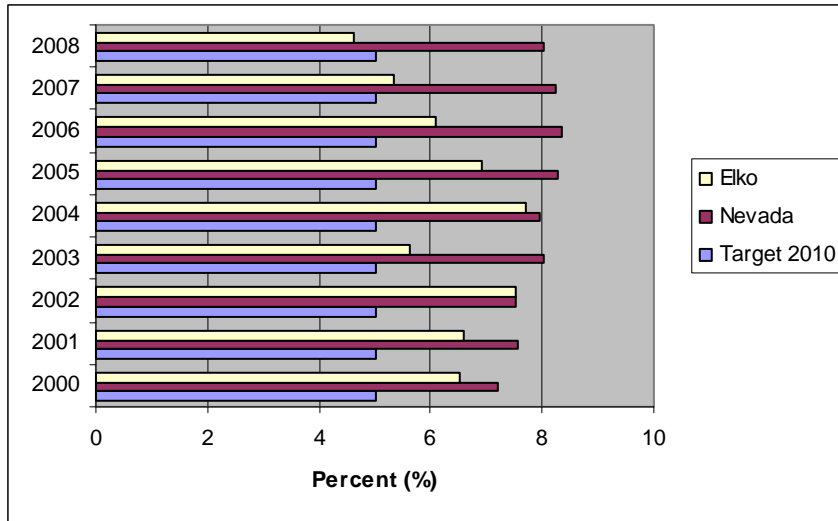


* The Nevada data are from Nevada Vital Statistics Records.
Note: 2008 data are not final and are subject to change.

Healthy People 2010 Objective (16-10a.): Reduce the proportion of low birth weight infants.

Healthy People 2020 Objective MICH HP2020-8.1: Reduce the proportion of low birth weight infants.

Proportion of Low Birth Weight Infants, Elko County and Nevada, 2000 - 2008.*



The proportion of low birth weight infants in Elko County decreased from 2004-2008, when it reached a high of 7.7 percent.

In 2008, the proportion of low birth weight infants in Elko County was lower than that of Nevada and exceeded the Healthy People 2010 target of 5.0 percent, at 4.6 percent.

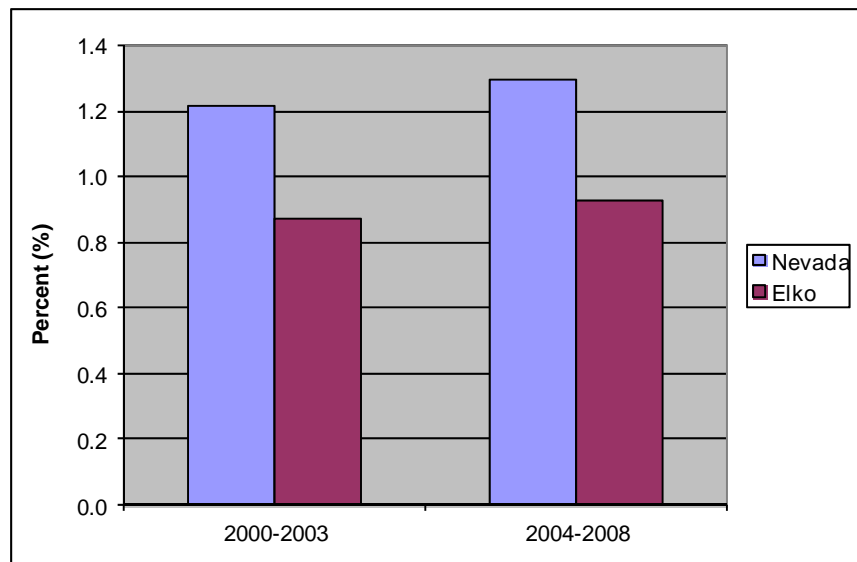
Healthy People 2010 Objective (16-10b.): Reduce the proportion of very low birth weight infants.

Healthy People 2020 Objective MICH HP2020-8.2: Reduce the proportion of very low birth weight infants.

The average proportion of very low birth weight infants in Elko County did not show significant increases or decreases from the combined years 2000 through 2003 to the combined years 2004 through 2008.

This rate was lower for Elko County than for Nevada as a whole in both year groupings represented here. The county met the Healthy People 2010 goal of .9 percent in both aggregate time frames.

Aggregated Proportion of Very Low Birth Weight Infants, Elko County and Nevada, 2000 - 2003 and 2004 - 2008.*

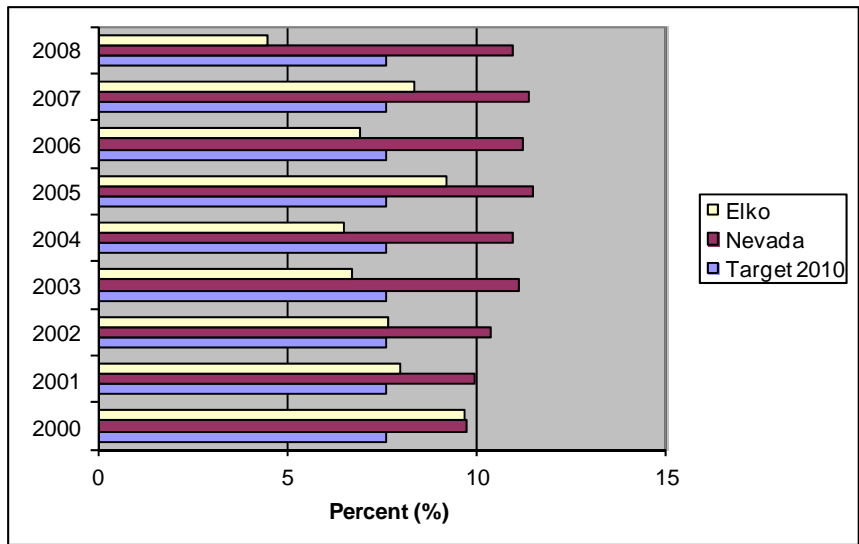


* The Nevada data are from Nevada Vital Statistics Records. Note: 2008 data are not final and are subject to change.

Healthy People 2010 Objective (16-11a.): Reduce preterm birth, infants born prior to 37 completed weeks of gestation.

Healthy People 2020 Objective MICH HP2020-9.1: Reduce total preterm births.

Proportion of Pre-Term Births, Infants Born Prior to 37 Completed Weeks of Gestation, Elko County and Nevada, 2000 - 2008.*



The proportion of preterm births in Elko County decreased from 2000-2008.

In 2008 the proportion of preterm births in Elko County was lower than that of Nevada and exceeded the Healthy People 2010 target of 7.6 percent, at 4.5 percent.

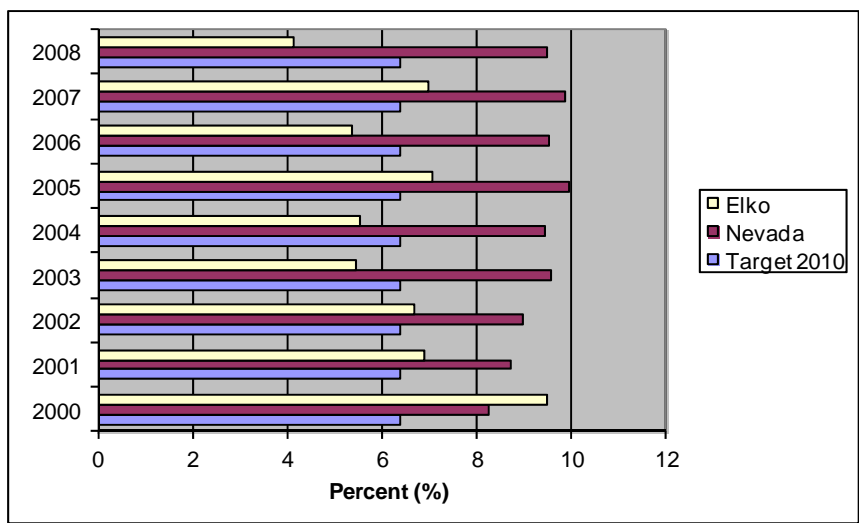
Healthy People 2010 Objective (16-11b.): Reduce the proportion of live births at 32 to 36 completed weeks of gestation.

Healthy People 2020 Objective MICH HP2020-9.2: Reduce the proportion of live births at 34 to 36 completed weeks of gestation.

Proportion of Live Births at 32 to 36 Completed Weeks of Gestation, Elko County and Nevada, 2000 - 2008.*

The proportion of live births at 32 to 36 completed weeks of gestation in Elko County decreased from 2000-2008.

In 2008, the proportion of preterm births in Elko County was lower than that of Nevada and exceeded the Healthy People 2010 target of 6.4 percent, at 4.2 percent.

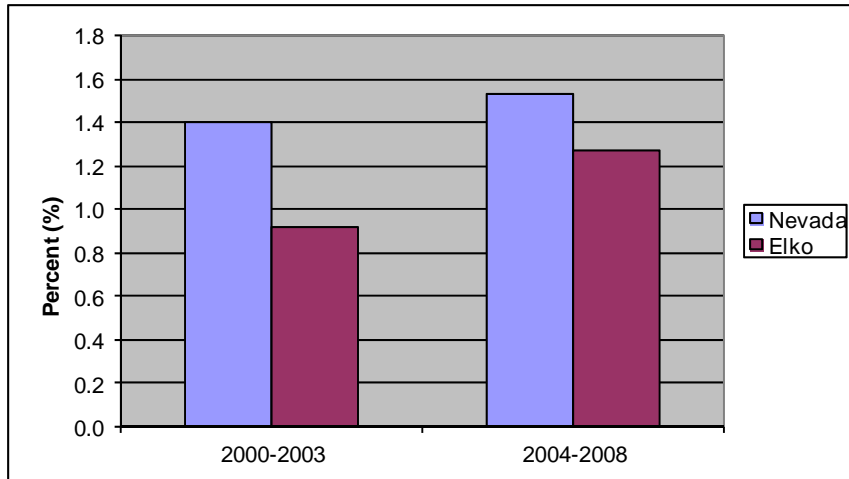


*The Nevada data are from Nevada Vital Statistics Records.
 Note: 2008 data are not final and are subject to change.

Healthy People 2010 Objective (16-11c.): Reduce the proportion of live births at less than 32 completed weeks of gestation.

Healthy People 2020 Objective MICH HP2020-9.4: Reduce the proportion of very preterm or live births at less than 32 completed weeks of gestation.

Aggregated Proportion of Live Births at Less Than 32 Completed Weeks of Gestation, Elko County and Nevada, 2000 - 2003 and 2004 - 2008.*



The average proportion of live births at less than 32 completed weeks of gestation in Elko County increased from the combined years 2000 through 2003 (<1 percent) to the combined years 2004 through 2008 (1.3 percent).

This rate was lower for Elko County than for Nevada as a whole in both year groupings represented here. The Healthy People goal is 1.1 percent.

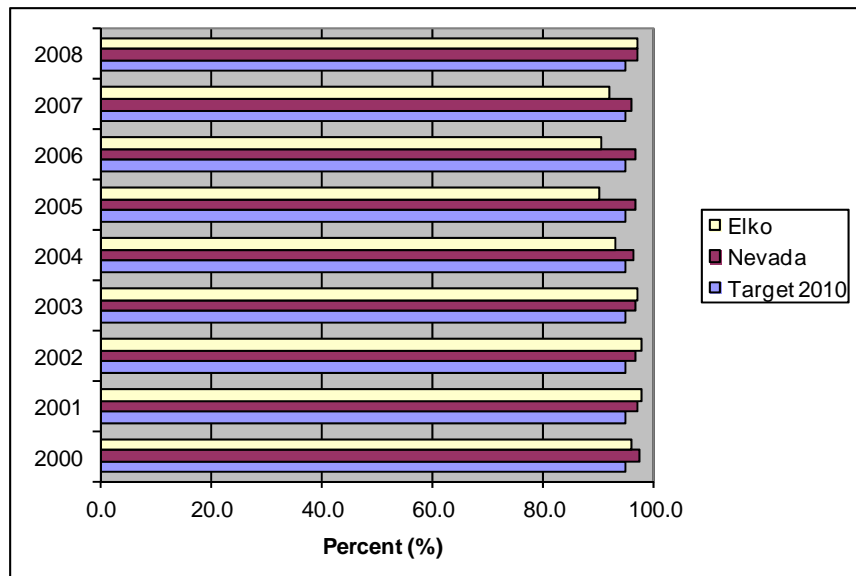
Healthy People 2010 Objective (16-17a.): Increase the proportion of pregnant women abstaining from alcohol.

Healthy People 2020 Objective MICH HP2020-11.1: Increase abstinence from alcohol among pregnant women.

Proportion of Pregnant Women, Aged 15 to 44, Abstaining from Alcohol, Elko County and Nevada, 2000 - 2008.*

The proportion of pregnant women abstaining from alcohol in Elko County in 2008, at 97.1 percent, was higher than the Healthy People 2010 goal of 95 percent but slightly lower than that of Nevada, at 97.4 percent.

This proportion hit a low of 90.3 percent in 2005 and increased steadily over the next three years.

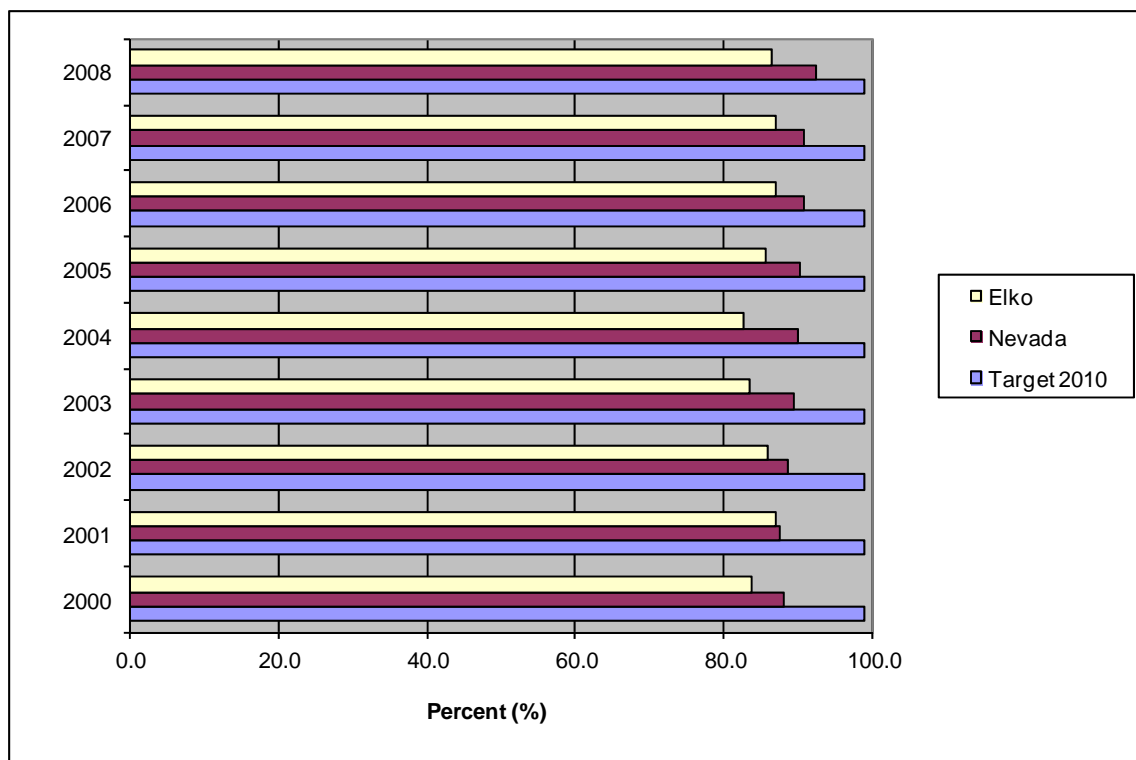


*The Nevada data are from Nevada Vital Statistics Records. Note: 2008 data are not final and are subject to change.

Healthy People 2010 Objective (16-17c.): Increase the proportion of pregnant women, aged 15-44 years, abstaining from cigarette smoking.

Healthy People 2020 Objective MICH HP2020-11.3: Increase abstinence from cigarettes among pregnant women.

Proportion of Pregnant Women Abstaining from Tobacco, Elko County and Nevada, 2000 - 2008.*



The proportion of pregnant women abstaining from tobacco in Elko County in 2008, at 86.4 percent, was lower than the Healthy People 2010 target of 99.0 percent and lower than that of Nevada, at 92.4 percent.

The county rate fluctuated during the study years with the trend increasing from 2000-2008. The Elko County rate reached a low in 2004, when only 82.7 percent of pregnant women in the county were abstaining from tobacco, but increased over the following four years.

Neither Elko County nor Nevada met the Healthy People 2010 target from 2000-2008.

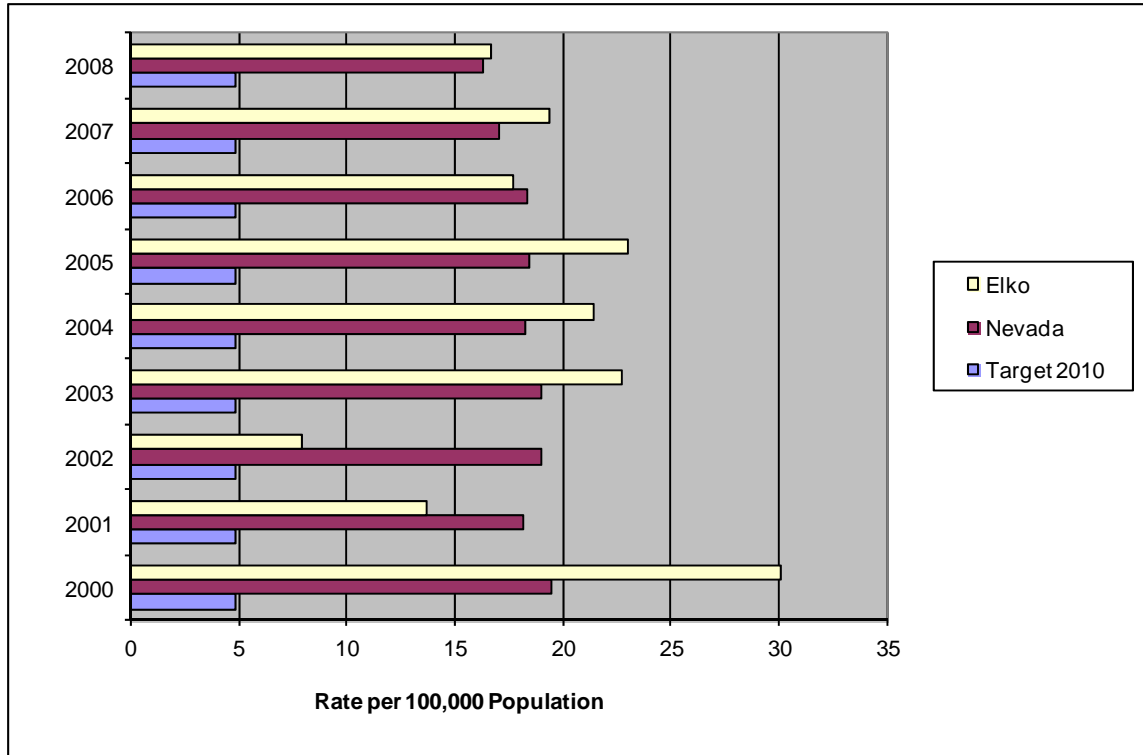
*The Nevada data are from Nevada Vital Statistics Records.
Note: 2008 data are not final and are subject to change.

Mental Health and Mental Disorders

Healthy People 2010 Objective (18-1.): Reduce the suicide rate.

Healthy People 2020 Objective MHMD HP2020-1: Reduce the suicide rate.

Age-Adjusted Suicide Death Rate, Elko County and Nevada, 2000 - 2008.*



The suicide death rate in Elko County decreased since 2000, when it was at a high of 30.1 suicide deaths per 100,000 population. In 2002 it reached a low of 7.9 suicide deaths. In 2008, the suicide death rate for Elko County was 16.6; this was over three times higher than the Healthy people 2010 target of 4.8 suicide deaths per 100,000 population.

*These rates are age-adjusted to the 2000 U.S. standard population. The Nevada data is from Nevada Vital Statistics Records (NVSR).

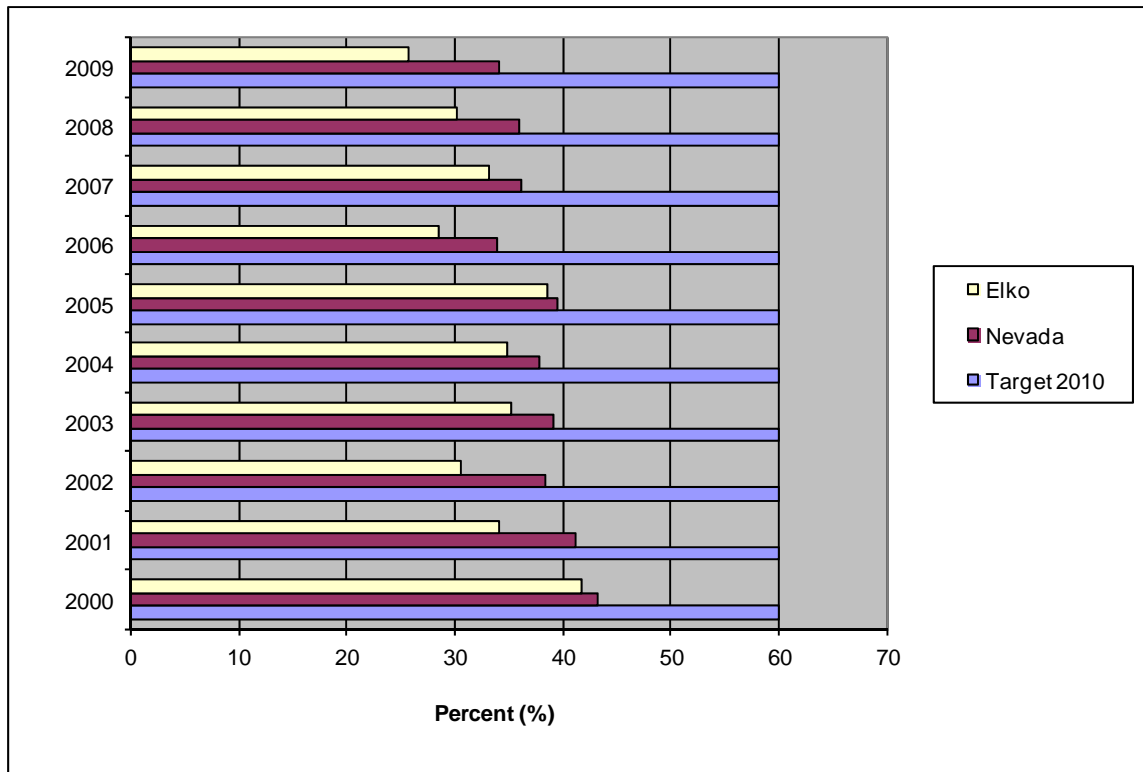
Note: 2007 and 2008 data are not final and are subject to change.

Nutrition and Weight Status

Healthy People 2010 Objective (19-1): Increase the proportion of adults who are at a healthy weight.

Healthy People 2010 Objective NWS HP2020-8: Increase the proportion of adults who are at a healthy weight.

Proportion of Adults Who Are At a Healthy Weight, Elko County and Nevada, BRFSS Data, 2000 - 2009.*



Healthy People 2010 set a target of 60 percent for the proportion of adults who are at a healthy weight. The proportion of adults in Elko County who were at a healthy weight was consistently lower than that of Nevada and of the Healthy People 2010 target. In 2009, only 25.7 percent of adults in Elko County were at a healthy weight.

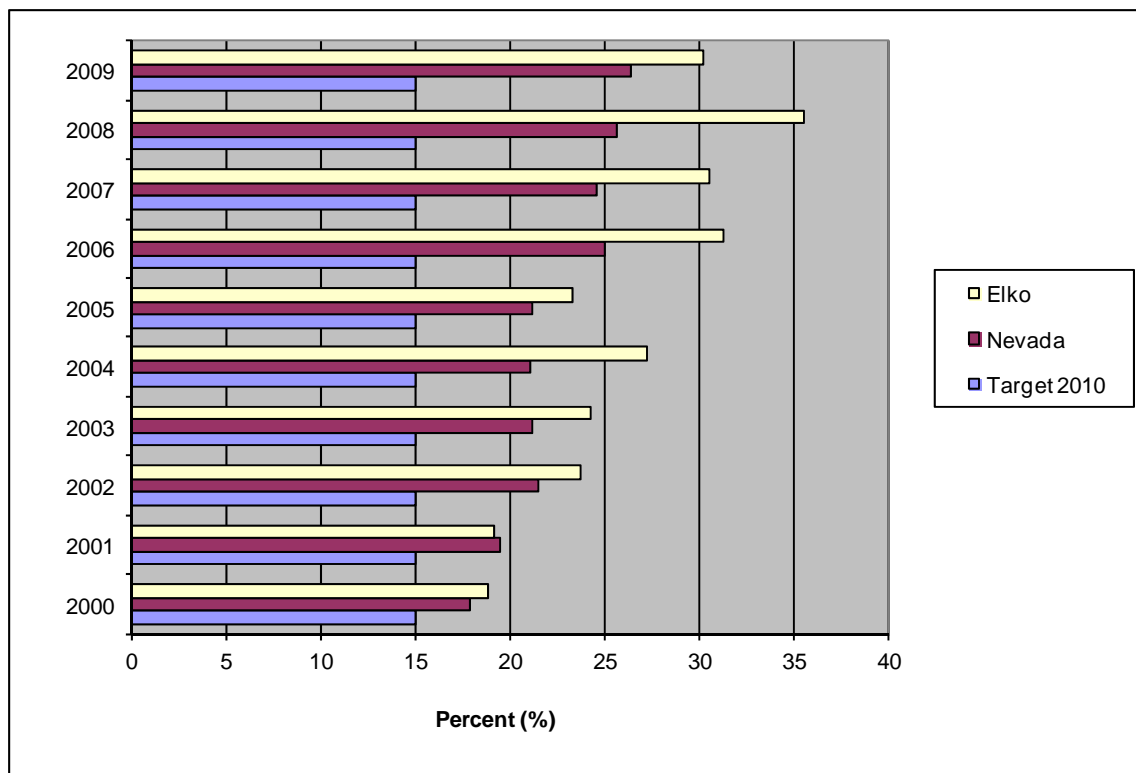
Neither the state nor the county met the Healthy People 2010 target during the study period.

*These percentages are weighted to survey population characteristics. Not all counties were included in the survey results. Note: Body weight estimates from self-reported heights and weights tend to be lower than those from measured height and weight.

Healthy People 2010 Objective (19-2): Reduce the proportion of adults who are obese.

Healthy People 2020 Objective NWS HP2020-9: Reduce the proportion of adults who are obese.

Proportion of Adults Who Are Obese, Elko County and Nevada, BRFSS Data, 2000 - 2009.*



The proportion of adults in Elko County who are obese was consistently above that of Nevada (26.5 percent) and of the Healthy People 2010 target (15 percent) from 2000-2009. The county's proportion increased from 2000-2009, hitting 30.2 percent in 2009, down from a high of 35.6 percent in 2008.

According to the Behavioral Risk Factor Surveillance System data, neither the county or the state met the Healthy People 2010 target during the study years 2000-2009.

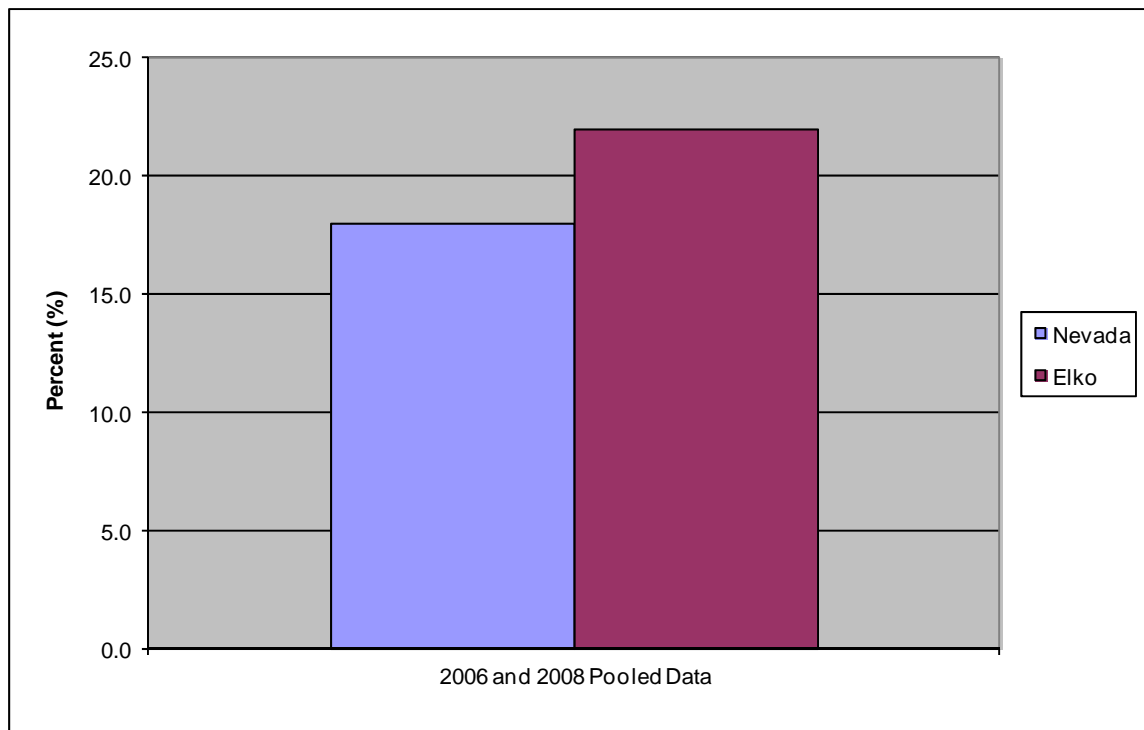
*These percentages are weighted to survey population characteristics. Not all counties were included in the survey results. Note: Body weight estimates from self-reported heights and weights tend to be lower than those from measured height and weight.

Oral Health

Healthy People 2010 Objective (21-4.): Reduce the proportion of older adults, aged 65 years and older, reporting having all their natural teeth extracted.

Healthy People 2020 Objective OH HP2020-4.2: Decrease the proportion of older adults who have lost all their natural teeth (aged 65 to 74 years).

Aggregated Proportion of Older Adults Aged 65 Years and Older Reporting Having All of Their Natural Teeth Extracted, County and Nevada, BRFSS Data, 2002, 2003, 2004, 2005, 2006, 2008.*



On aggregate per the 2002-2006 and 2008 pooled data, the comparison of the rates for the proportion of older adults, ages 65 years and older, reporting having all of their natural teeth extracted, demonstrates that the Elko County rate at 22.9 percent, was higher than the Nevada rate of 18 percent during the study years. The state met the Healthy People target of 22.0 percent, while the county approached the target.

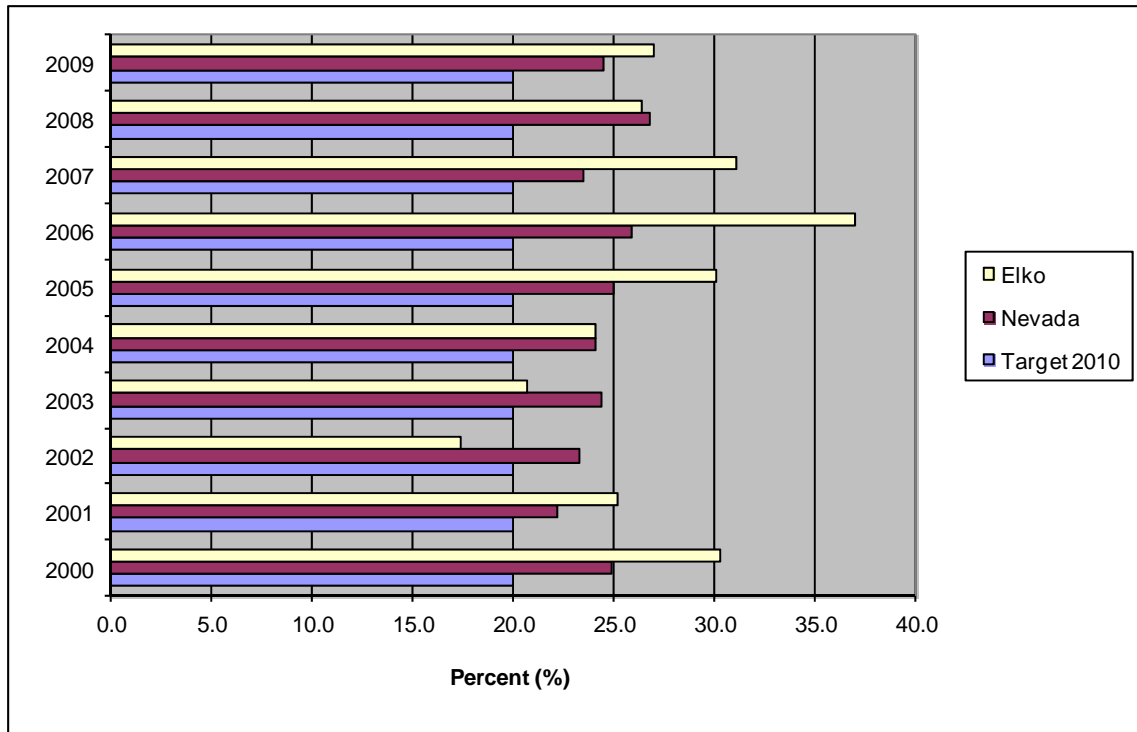
*These percentages are weighted to survey population characteristics. Not all counties were included in the survey results.

Physical Activity and Fitness

Healthy People 2010 Objective (22-1.): Reduce the proportion of adults who engage in no leisure-time physical activity.

Healthy People 2020 Objective PA HP2020-1: Reduce the proportion of adults who engage in no leisure-time physical activity.

Proportion of Adults Who Engage in No Leisure Time Physical Activity, Elko County and Nevada, BRFSS Data, 2000 - 2009.*



The proportion of adults in Elko County who engage in no leisure time physical activity fluctuated from 2000-2009, remaining consistently higher than the Healthy People 2010 target of 20 percent. In 2006, 37.0 percent of adults in Elko County reported engaging in no leisure time physical activity. This proportion decreased to 27.0 percent in 2009, but was still above the Healthy People target.

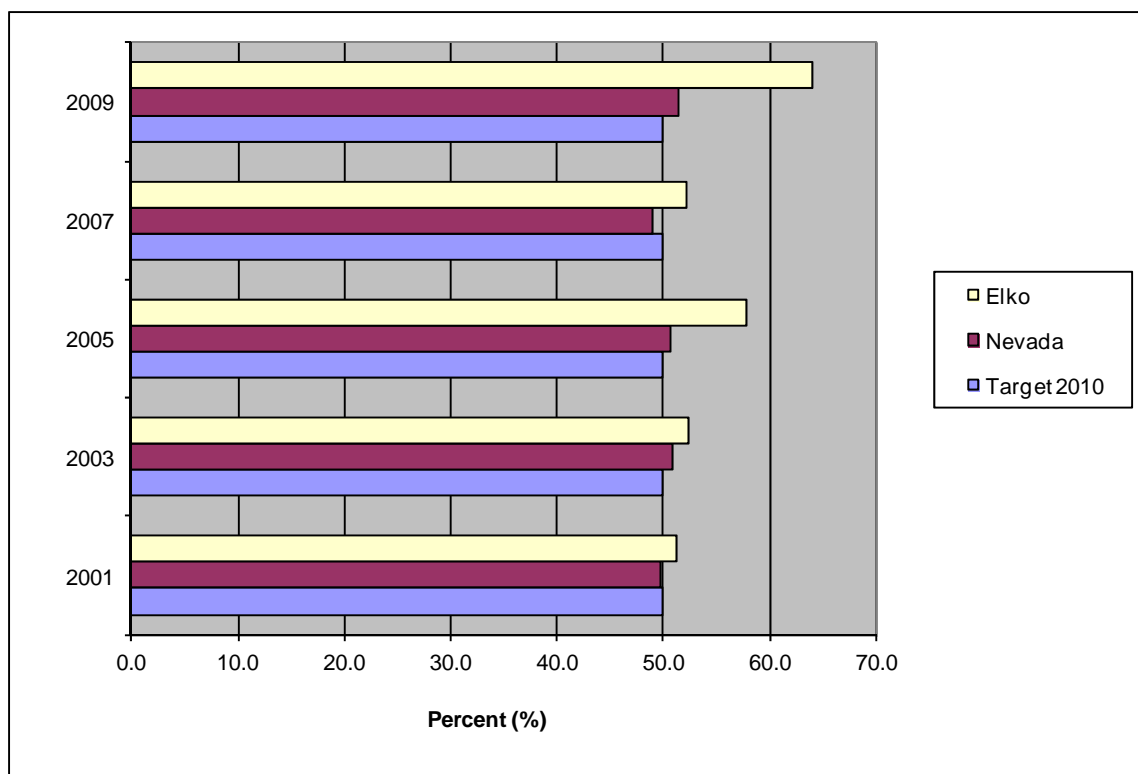
In 2002, Elko County met the Healthy People objective in one out of ten of the study years. The state did not meet the target.

*These percentages are weighted to survey population characteristics. Not all counties were included in the survey results.

Healthy People 2010 Objective (22-2.): Increase the proportion of adults who engage regularly, preferably daily, in moderate physical activity for at least 30 minutes per day.

Healthy People 2020 Objective PA HP2020-2.1: Increase the proportion of adults who engage in aerobic physical activity of at least moderate intensity for at least 150 minutes/week or 75 minutes/week of vigorous intensity or an equivalent combination.

Proportion of Adults Who Engage in Aerobic Physical Activity of At Least Moderate Intensity for At Least 150 Minutes per Week or of Vigorous Intensity for At Least 75 Minutes per Week or an Equivalent Combination, Elko County and Nevada, BRFSS Data, 2001, 2003, 2005, 2007, 2009.*



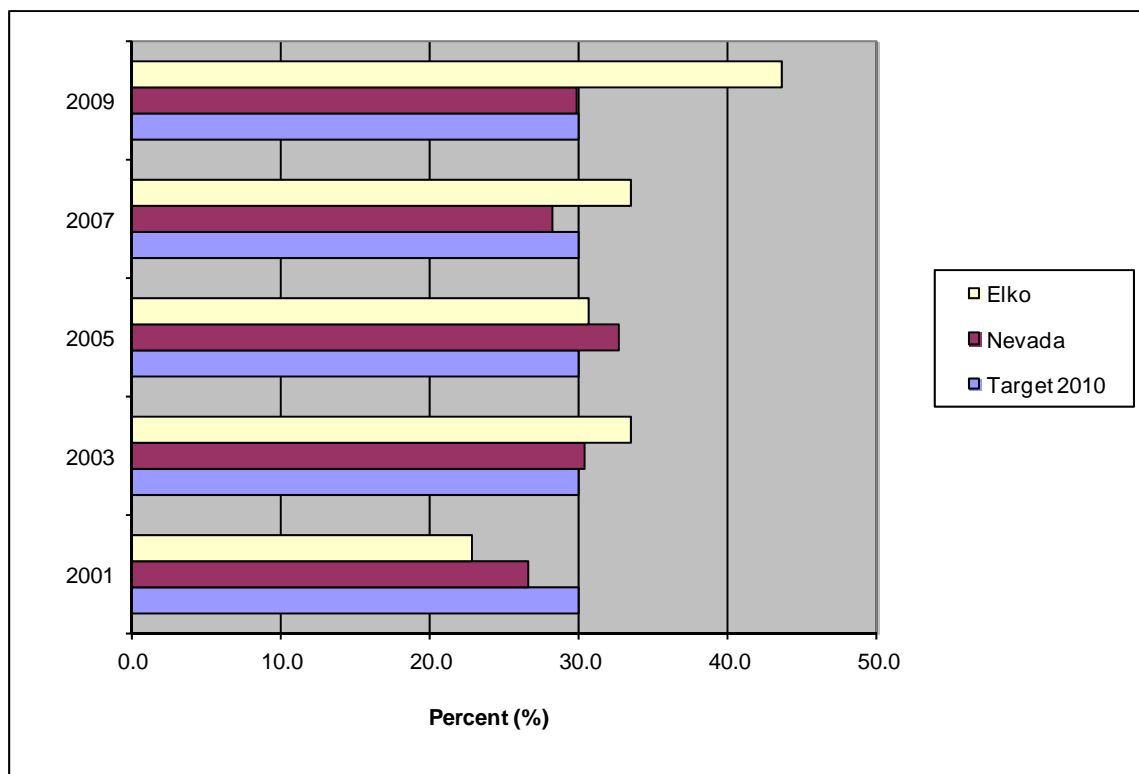
The proportion of adults in Elko County who engage in aerobic physical activity of at least moderate intensity for at least 150 minutes per week or of vigorous intensity for at least 75 minutes per week or an equivalent combination, increased in 2009 to a high of 64.0 percent. This rate was higher than both the Nevada rate of 51.2 percent or the Healthy People 2010 target of 50.0 percent.

*These percentages are weighted to survey population characteristics. Not all counties were included in the survey results.

Healthy People 2010 Objective (22-3.): Increase the proportion of adults who engage in vigorous physical activity promoting the development and maintenance of cardio-respiratory fitness for 20 or more minutes per day 3 or more days per week.

Healthy People 2020 Objective PA HP2020-2.2: Increase the proportion of adults who engage in aerobic physical activity of at least moderate intensity for more than 300 minutes/week or more than 150 minutes/week of vigorous intensity or an equivalent combination.

Proportion of Adults Who Engage in Aerobic Physical Activity of At Least Moderate Intensity for More Than 300 Minutes per Week or More Than 150 Minutes per Week of Vigorous Intensity or An Equivalent Combination, Elko County and Nevada, BRFSS Data, 2001, 2003, 2005, 2007, 2009.*



The proportion of adults in Elko County who engage in aerobic physical activity of at least moderate intensity for at least 300 minutes per week or of vigorous intensity for at least 150 minutes per week or an equivalent combination increased in 2009, to a high of 43.7 percent. This was a higher rate than Nevada, at 29.7 percent, or the Healthy People 2010 target of 30.0 percent.

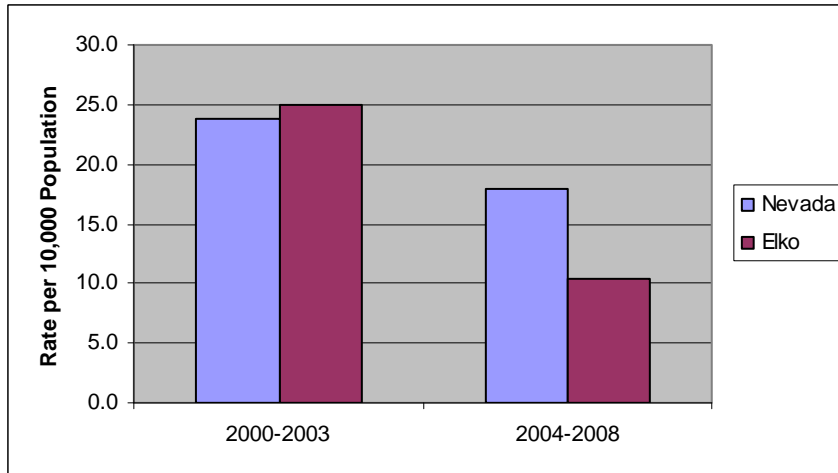
*These percentages are weighted to survey population characteristics. Not all counties were included in the survey results.

Respiratory Diseases

Healthy People 2010 Objective (24-2a.): Reduce hospitalizations for asthma in children under age 5 years.

Healthy People 2020 Objective RD HP2020-2.1: Reduce hospitalizations for asthma in children under age 5 years.

Aggregated Asthma Hospitalization Rate for Children Under Age 5 Years, Elko County and Nevada, 2000 - 2003 and 2004 - 2008.*



The average asthma hospitalization rate for children under 5 years old decreased in the combined years 2004 through 2008 from the combined years 2000 through 2003.

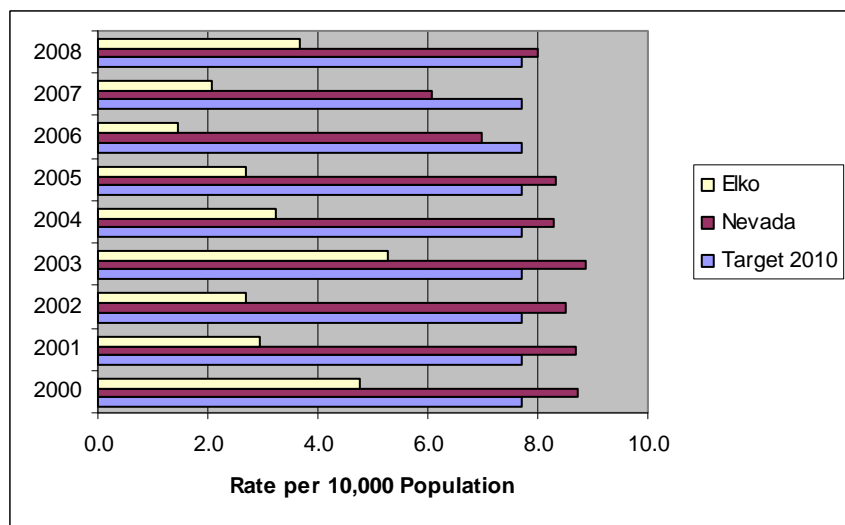
Both Elko County and Nevada met the Healthy People 2010 target rate of 25.0 per 10,000 population.

Healthy People 2010 Objective (24-2b.): Reduce hospitalizations for asthma in children and adults, aged 5 to 64 years.

Healthy People 2020 Objective RD HP2020-2.2: Reduce hospitalizations for asthma in children and adults, aged 5 to 64 years.

Asthma Hospitalization Rate for Children and Adults Aged 5 to 64 Years, Elko County and Nevada, 2000 - 2008.*

The asthma hospitalization rate for children and adults ages 5 to 64 years old, was consistently lower in Elko County than in Nevada from 2000-2008, and met the Healthy People 2010 target rate of 7.7 per 10,000 population.

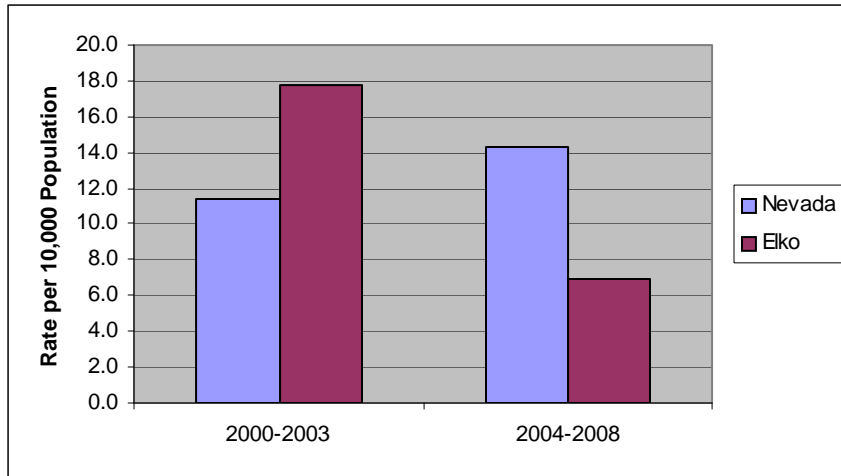


*The Nevada data are from Nevada Inpatient Hospital Discharge Database (NIHDD).

Healthy People 2010 Objective (24-2c.): Reduce hospitalizations for asthma in adults, aged 65 years and older.

Healthy People 2020 Objective RD HP2020-2.3: Reduce hospitalizations for asthma in adults, aged 65 years and older.

Aggregated Asthma Hospitalization Rate for Adults Aged 65 Years and Older, Elko County and Nevada, 2000 - 2003 and 2004 - 2008.*



The average asthma hospitalization rate for adults, ages 65 years and older, decreased in the combined years 2004 through 2008 from the combined years 2000 through 2003.

On average in 2004-2008 Elko County met the Healthy People 2010 target rate of 11.0 per 10,000 population.

*The Nevada data are from Nevada Inpatient Hospital Discharge Database (NIHDD).

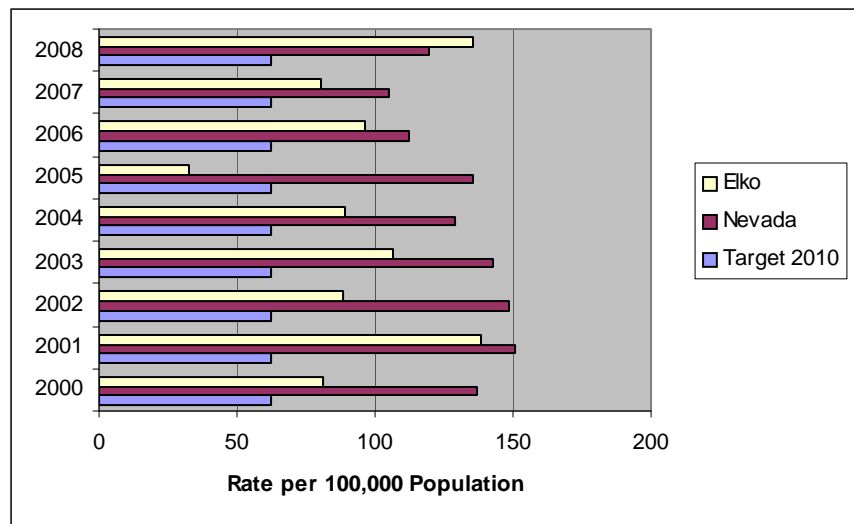
Healthy People 2010 Objective (24-10.): Reduce deaths from chronic obstructive pulmonary disease among adults.

Healthy People 2020 Objective RD HP2020-10: Reduce deaths from chronic obstructive pulmonary disease among adults.

Chronic Obstructive Pulmonary Disease Death Rate for Adults Aged 45 Years and Older, Elko County and Nevada, 2000 -2008.*

The chronic obstructive pulmonary disease (COPD) death rate in Elko County fluctuated from 2000-2008. In 2008 the county rate reached a high of 135.4 per 100,000 people.

This is higher than the Nevada rate of 119.6 in 2008, and more than three times as high as the Healthy People 2010 target rate of 62.3 per 100,000 population.



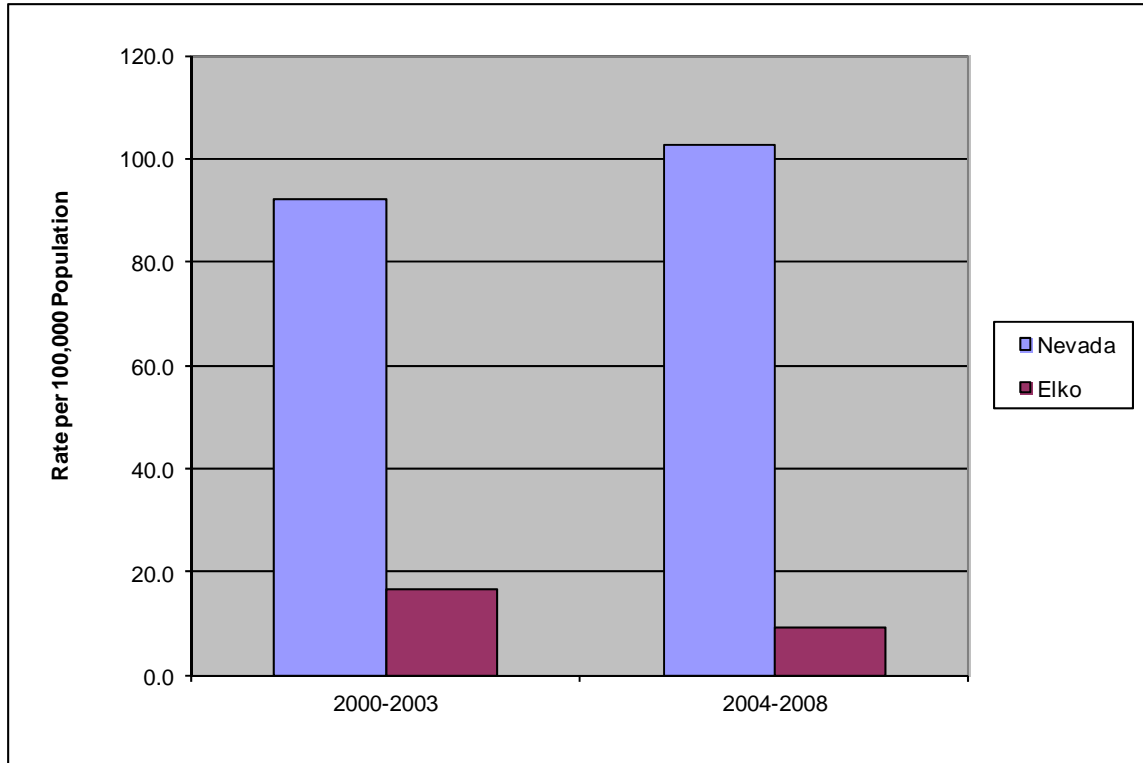
* The Nevada data are from Nevada Vital Statistics Records.
Note: 2007 and 2008 data are not final and are subject to change.

Sexually Transmitted Diseases

Healthy People 2010 Objective (25-2a.): Reduce gonorrhea rates.

Healthy People 2020 Objective STD HP2020-6: Reduce gonorrhea rates.

Aggregated Rate of Gonorrhea, Elko County and Nevada, 2000-2003 and 2004-2008.*



The average gonorrhea rate in Elko County for the combined years 2000 through 2003 and 2004 through 2008 was much lower than that of Nevada. From 2004-2008 the county rate was less than one-tenth the state rate on average.

The county's rate, for the combined years 2000 through 2003 (16.8) was higher than it was for the combined years 2004 through 2008 (9.4).

Elko County met the Healthy People2010 target of 19 per 100,000 population for both groups of pooled data.

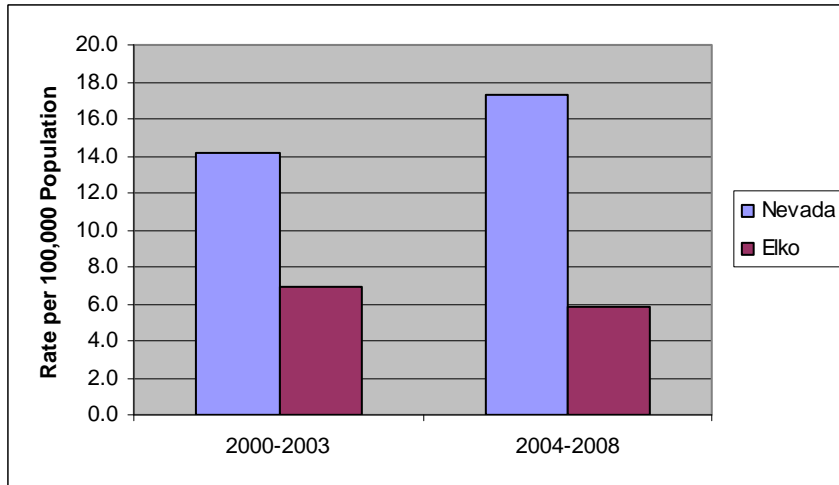
* Nevada data are provided by the STD-MIS database.

Substance Abuse

Healthy People 2010 Objective (26-3): Reduce drug-induced deaths.

Healthy People 2020 Objective SA HP2020-12: Reduce drug-induced deaths.

Aggregated Age-Adjusted Drug-Induced Death Rate, Elko County and Nevada 2000 - 2003 and 2004 - 2008.*



The average drug-induced death rate for Elko County was lower than that of Nevada for the combined years 2000 through 2003 and 2004 through 2009.

Elko County's rate was five times higher than the Healthy People 2010 target rate of 1.2 deaths per 100,000 population.

*These rates are age-adjusted to the 2000 U.S. standard population. The Nevada data are from Nevada Vital Statistics Records. Note: 2007 and 2008 data are not final and are subject to change.

Healthy People 2010 Objective (26-11c.): Reduce the proportion of adults, aged 18 years and older, engaging in binge drinking of alcohol.

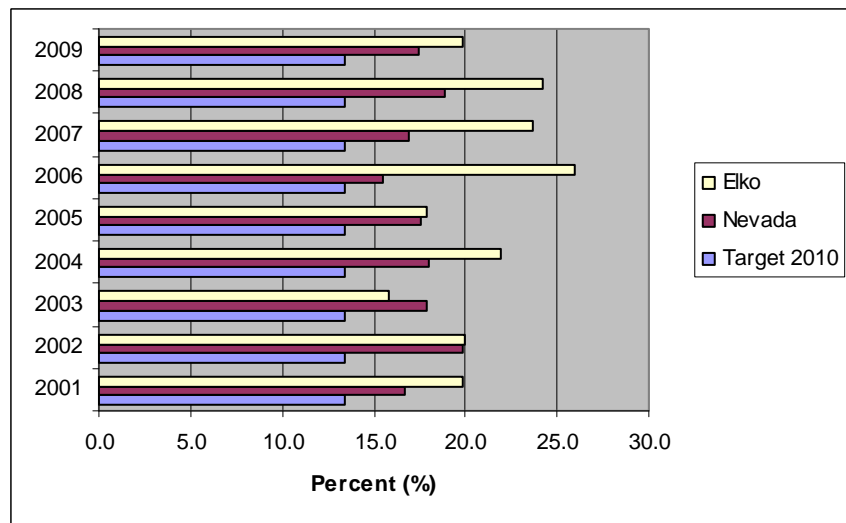
Healthy People 2020 Objective SA HP2020-14.3: Reduce the proportion of adults, aged 18 years and older, engaging in binge drinking of alcohol.

The proportion of adults ages 18 years and older engaging in binge drinking alcohol was consistently higher in Elko County than in Nevada from 2000-2009.

In 2009, 19.9 percent of adults in Elko County and 17.5 percent of adults in Nevada reported engaging in binge drinking.

Both regions are higher than the Healthy People 2010 target of 13.4 percent.

Proportion of Adults Aged 18 Years and Older Engaging in Binge Drinking Alcohol, Elko County and Nevada, BRFSS Data, 2000 - 2009.*



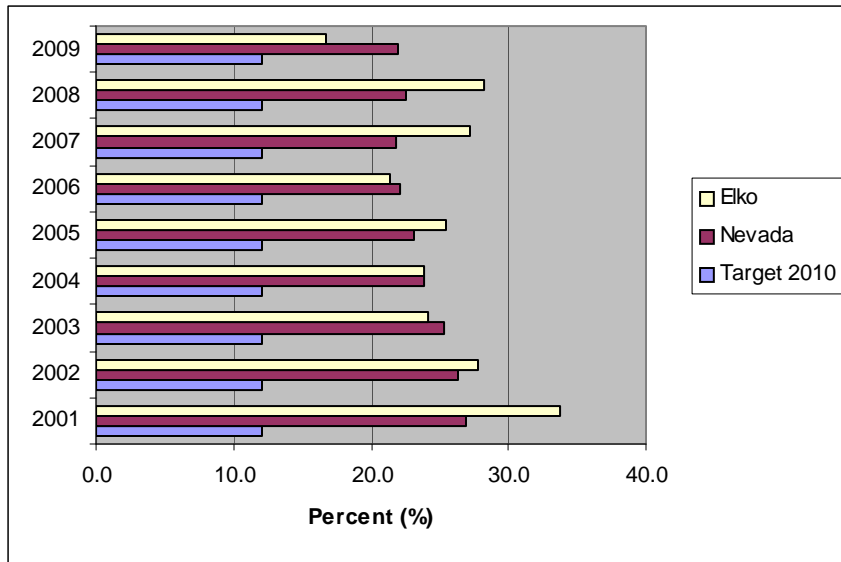
*These percentages are weighted to survey population characteristics. Not all counties were included in the survey results.

Tobacco Use

Healthy People 2010 Objective (27-1a.): Reduce cigarette smoking by adults.

Healthy People 2020 Objective TU HP2020-1.1: Reduce tobacco use by adults – cigarette smoking.

Proportion of Cigarette Smoking Adults, Elko County and Nevada, BRFSS Data, 2001 - 2009.*



The proportion of cigarette smoking adults decreased in Elko County since 2001, when it was at a high of 33.8 percent. In 2009, 16.8 percent of adults in Elko County and 21.9 percent of adults in Nevada smoked cigarettes.

Both Nevada and Elko County rates are higher than the Healthy People 2010 goal of 12.0 percent.

Neither the county nor the state met the Healthy People 2010 target.

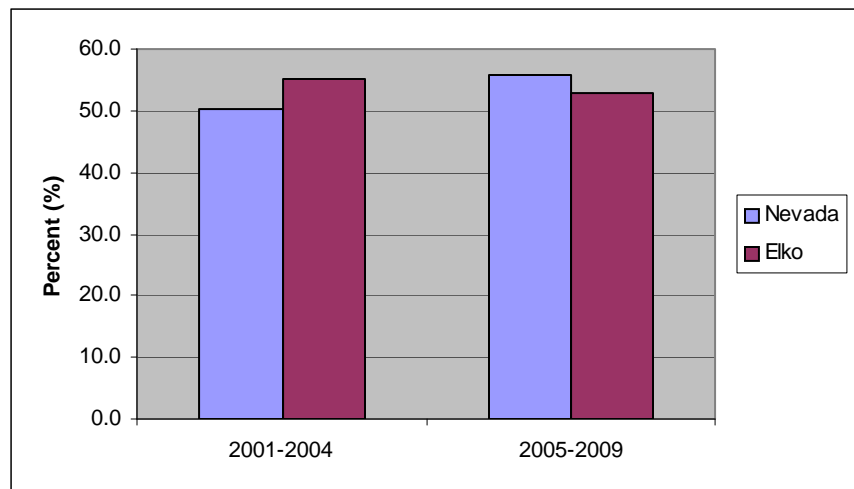
Healthy People 2010 Objective (27-5.): Increase smoking cessation attempts by adult smokers.

Healthy People 2020 Objective TU HP2020-4.1: Increase smoking cessation attempts by adult smokers.

Aggregated Proportion of Adults Reporting Smoking Cessation Attempts in the Past Year, Elko County And Nevada, BRFSS Data, 2001 - 2004 and 2005 - 2009.*

The percentage of adults reporting smoking cessation attempts in the past year increased for the state since 2004 and decreased for Elko County.

Neither Elko County nor Nevada met the Healthy People 2010 goal of 80 percent.



*These percentages are weighted to survey population characteristics. Not all counties were included in the survey results.

Healthy People 2010: Elko County Indicator Exemptions

The following Healthy People 2010 objectives were not reported in the Elko County Report due to a lack of available data:

- Adolescent Health (AH):
 - AH HP2020-1c: Increase the percentage of students whose reading skills are at or above the proficient achievement level for their grade.
 - AH HP2020-1d: Increase the percentage of students whose mathematical skills are at or above the proficient achievement level for their grade.
- Early and Middle Childhood (EMC):
 - EMC HP2020-3: Increase the proportion of elementary, middle, and senior high schools that require school health education.
- Family Planning (FP):
 - FP HP2020-9c: Increase the proportion of female adolescents aged 15 years who have never had sexual intercourse.
 - FP HP2020-9d: Increase the proportion of male adolescents aged 15 who have never had sexual intercourse.
 - FP HP2020-10e: The proportion of sexually active females aged 15 to 19 who used a condom at last intercourse.
 - FP HP2020-10f: The proportion of sexually active males aged 15 to 19 who used a condom at last intercourse.
- Immunizations and Infectious Diseases (IID):
 - IID HP2020-18: Percentage of children aged 19 to 35 months who receive recommended vaccines.
 - IID HP2020-20: Increase the percentage of children aged 19 to 35 months who receive the recommended vaccines.
- Injury and Violence Prevention (IVP):
 - IVP HP2020-13: Reduce physical fighting among adolescents.
 - IVP HP2020-14: Reduce weapon carrying by adolescents on school property.
- Mental Health and Mental Disorders (MHMD):
 - MHMD HP2020-2: Proportion of adolescents, grades 9 through 12, reporting suicide attempts in the past 12 months.
- Nutrition and Weight Status (NWS):
 - NWS HP2020-5c: Reduce the proportion of adolescents, aged 12 to 19 years, who are overweight or obese.
- Occupational Safety and Health (OSH):
 - OSH HP2020-7a: Work-related injury death rate, aged 16 years and older.
- Oral Health (OH):
 - OH HP2020-6a: Proportion of children aged 3 to 5 years with dental caries in primary and permanent teeth.

- OH HP2020-7a: Proportion of children aged 3 to 5 years with untreated dental decay.
 - OH HP2020-10b: Increase the proportion of children aged 8 years and older who have received dental sealants in their molar teeth.
- Physical Activity and Fitness (PAF):
 - PAF HP2020-7: Increase the proportion of adolescents that meet the current physical activity guidelines for aerobic physical activity and for muscle-strengthening activity.
- Sexually Transmitted Diseases (STD):
 - STD HP2020-3a: Reduce the proportion of females, aged 15 to 24 years with Chlamydia trachomatis infections attending family planning clinics.
- Substance Abuse (SA):
 - SA HP2020-4: Percentage of adolescents who report they rode during the previous 30 days with a driver who had been drinking alcohol, grades 9 through 12.
 - SA HP2020-7d: Proportion of adolescents engaging in binge drinking of alcohol.
 - SA HP2020-9b: Proportion of adolescents in the 10th grade reporting steroid use.
 - SA HP2020-9c: Proportion of adolescents in the 12th grade reporting steroid use.
 - SA HP1010-10: Reduce the proportion of adolescents who use inhalants.
- Tobacco Use (TU):
 - TU HP2020-6b: Proportion of adolescents reporting cigarette use in the past month.
 - TU HP2020-6c: Proportion of adolescents reporting spit tobacco use in the past month.

The following Healthy People 2010 objectives were not reported in the Elko County Report due to a lack of available data, counts below 5 but greater than 0:

- Blood Disorders and Blood Safety (BDBS):
 - BDBS HP2020-2: Reduce hospitalizations for sickle cell disease among children aged 9 years and younger.
- Cancer (C):
 - C HP2020-4: Cervical cancer death rate.
 - C HO2020-6: Oropharyngeal cancer death rate.
- Food Safety (FS):
 - FS HP2020-3c: Rate of reported cases of Listeriosis.
- Human Immunodeficiency Virus (HIV):
 - HIV HP2020-7: HIV infection death rate.
- Immunizations and Infectious Diseases (IID):
 - IID HP2020-4: Crude rate of reported cases of Meningococcal disease.
 - IID HP2020-14: Reduce or eliminate cases of vaccine preventable diseases.

- Injury and Violence Prevention (IVP):
 - IVP HP2020-6: Pedestrian death rate on public roads.
 - IVP HP2020-27: Death rate from drowning.
- Maternal, Infant, Child Health (MICH):
 - MICH HP2020-15f: Reduce infant death rate from birth defects.
 - MICH HP2020-15g: Reduce infant death rate from birth defects (congenital heart failure).
- Sexually Transmitted Diseases (STD):
 - STD HP2020-5: Reduce the rate of primary and secondary syphilis.