

# DISASTER PREPAREDNESS IN WASHOE COUNTY

# OBJECTIVES

1. Discuss emergency planning
2. Introduce Washoe County Health District plans related to disaster preparedness.
  - Community disaster
  - Healthcare evacuation
  - Family reunification
  - Point-of-Distribution
  - Community Reception Centers

**\*\*There are many other plans maintained by other agencies\*\***
3. Provide a overview of disaster response in Washoe County.

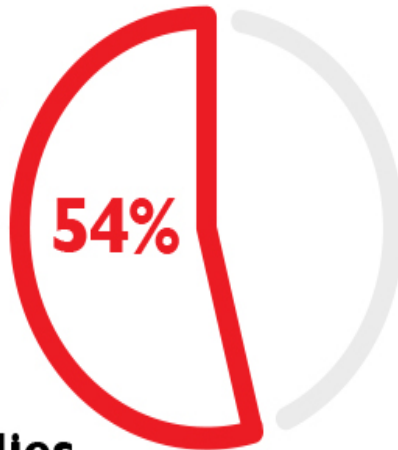
# EMERGENCY PREPAREDNESS

- An emergency can strike anywhere at any time.
  - Flood, earthquake, wildfire, power outage ... when any emergency threatens, there isn't always a lot of time to act.



**More  
than  
half**

**of US families  
have been affected by  
some type of disaster.**



# FEMA STATISTICS

- 60% of American adults have NOT practiced what to do during a disaster
- 39% (only) have developed an emergency plan

**40%**


of parents  
don't have an  
emergency  
plan




## Why not?




**56%** Never thought of it



**29%** Procrastinated/forgot



**15%** Don't know how to set one up



**8%** Too busy

**49%**

don't feel  
very prepared  
to protect their  
kids from disaster



## Even when parents have a plan:




**59%** Don't know where to seek shelter locally



**55%** Don't include a comfort item for children



**53%** Don't have agreed upon out-of-town contact



**31%** Don't have a family meeting place

# STEPS FOR PREPAREDNESS

- Make a plan
- Assemble a kit
- Stay informed



## Recommended Items to Include in a Basic Emergency Supply Kit:



Water, one gallon of water per person per day for at least three days, for drinking and sanitation



Food, at least a three-day supply of non-perishable food



Battery-powered or hand crank radio and a NOAA Weather Radio with tone alert and extra batteries for both



Flashlight and extra batteries



First aid kit



Whistle to signal for help



Dust mask, to help filter contaminated air and plastic sheeting and duct tape to shelter-in-place



Moist towelettes, garbage bags and plastic ties for personal sanitation



Wrench or pliers to turn off utilities



Can opener for food (if kit contains canned food)



Local maps

# MAKE A PLAN ... WORK & HOME

- Escape Routes
  - Evacuation Plans
  - Family Communications
  - Utility Shut-off & Safety
  - Safety Skills
  - Special Needs
  - Pets or Livestock
- 
- Two evacuation meeting locations
  - Long distance relative/friend to check in with
  - Special needs need to be planned for, with others knowing the relevant points

# ASSEMBLE A KIT

- Personal planning for 72 hours is best practice
- Six basics for the home:
  - Water
  - Food
  - First Aid Supplies
  - Clothing and Sanitation Supplies
  - Tools
  - Special Items
- Remember family members with special needs in the supply kit
- Change out kit contents every 6 months
- Don't forget the entertainment!

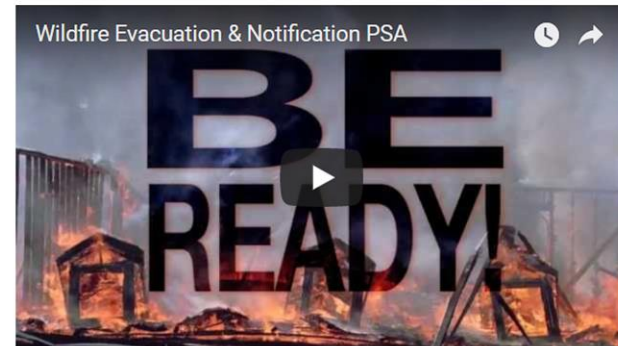
# STAY INFORMED

- Citizen notification
  - Code Red registration
- Weather Information
- AM Radio

## Sign Up For Regional Alerts

### Regional Notification System - Code Red

Washoe County has partnered with the Cities of Reno and Sparks to institute a telephone notification system for use in times of crisis. The system is known as "Code Red."



[Click here to Sign up for Code Red](#)



# COMMUNITY EMERGENCY PLANNING

- **Washoe County Department of Emergency Management & Homeland Security**
  - Emergency Manager
  - Regional Emergency Operations Center
- **Regional Emergency Managers**
  - City of Reno
  - City of Sparks
  - Tribes
  - School District
  - Private agencies
- **All hazards planning for 13 regional hazards**
- **Top three regional hazards:**
  - Fire
  - Flood
  - Earthquake

# REGIONAL PLANNING EFFORTS

Regional partners work together to integrate planning.

- **Regional Emergency Operations Plan (REOP)**
  - Foundation for regional planning and emergency activation
- **Annexes of REOP**
  - Hazard Mitigation
  - Hazardous Materials
  - Continuity of Operations
- **Mass Fatality Response Plan**
  - Family Assistance Center Annex

# MULTI-CASUALTY INCIDENT PLAN

Outlines Emergency Medical Services (EMS) response to a multiple casualty incident:

- 10 or more patients, or other factors warrant activation
- Notifications
- Triage procedures
- Hospital baseline numbers
- Annexes
  - Mutual Aid Evacuation Annex
  - Family Services Center Annex

# MUTUAL AID EVACUATION ANNEX

Objective is to coordinate transportation and care of patients who are being evacuated from healthcare facilities in Washoe County.

- The MAEA coordinates transportation and care of patients who have been evacuated from a Washoe County healthcare facility in a qualified disaster.
  - Designed for minimal disruption to acute emergency care to the community.
  - The plan now includes Skilled Nursing/Long Term Care/Mental Health facilities.

# EVACUATION TAG SYSTEM

**Tag Key Features**

The diagram illustrates the Evacuation Tag System, a multi-functional tool for patient evacuation. It features a central vertical tag with a yellow top section for patient information, a green middle section for triage and mobility, and a blue bottom section for destination and transport. The tag is designed to be attached to a patient's chart and a door. Key features include:

- Bilingual and symbolic:** The tag includes text in both English and Spanish, as well as pictograms for patient mobility (ambulatory, wheelchair, stretcher).
- DNR and ISO indicators:** Checkboxes for 'Do Not Resuscitate' (DNR) and 'Infection Control' (ISO) status.
- Triage assessments:** A section for 'TRIAGE CATEGORY' with color-coded indicators for 'Ambulatory', 'Semi-ambulatory', and 'Non-ambulatory'.
- Facility identifier:** A field for 'Originating Facility'.
- Destination receipt:** A section for 'Destination' with checkboxes for 'Yes' and 'No'.
- Transport receipt:** A section for 'Transport' with checkboxes for 'Yes' and 'No'.
- Room evacuation receipt:** A section for 'Room' with checkboxes for 'Yes' and 'No'.
- SBAR documentation:** A section for 'SBAR' (Situation, Background, Assessment, Recommendation) documentation.
- ADHESIVE:** A section for 'ADHESIVE' tape.

**Evacuation Tag System**

**Instructional Flip Chart for Hospital/Care Facility Patient Evacuation**

**Evac 1-2-3™ instructional flip-chart DMS-05879**

The flip chart provides detailed instructions for the evacuation process, including a flowchart for 'Evacuation Process' and a section for 'Evacuation Checklist'.

# POINT-OF-DISTRIBUTION

- Method
  - Walk-in or drive-thru
- Uses
  - Vaccinations
  - Food/water
  - Medications – antibiotics or antivirals
  - Personal protective equipment (PPE)



# COMMUNITY RECEPTION CENTERS

- Set up in response to a nuclear/radiological event
- Require coordination with local resources for decontamination (Fire agencies/National Guard)
- Staffing requirements are similar to a point-of-distribution

# QUESTIONS?

Andrea Esp

[aesp@washoecounty.us](mailto:aesp@washoecounty.us)

775-328-2440