

Steve Sisolak
Governor



Richard Whitley
Director

State of Nevada
Department of Health and
Human Services

Aging and Disability Services Division

Autism Treatment Assistance Program (ATAP)

Yeni Medina DS 4

As of 11/30/2019



Helping people. It's who we are and what we do.

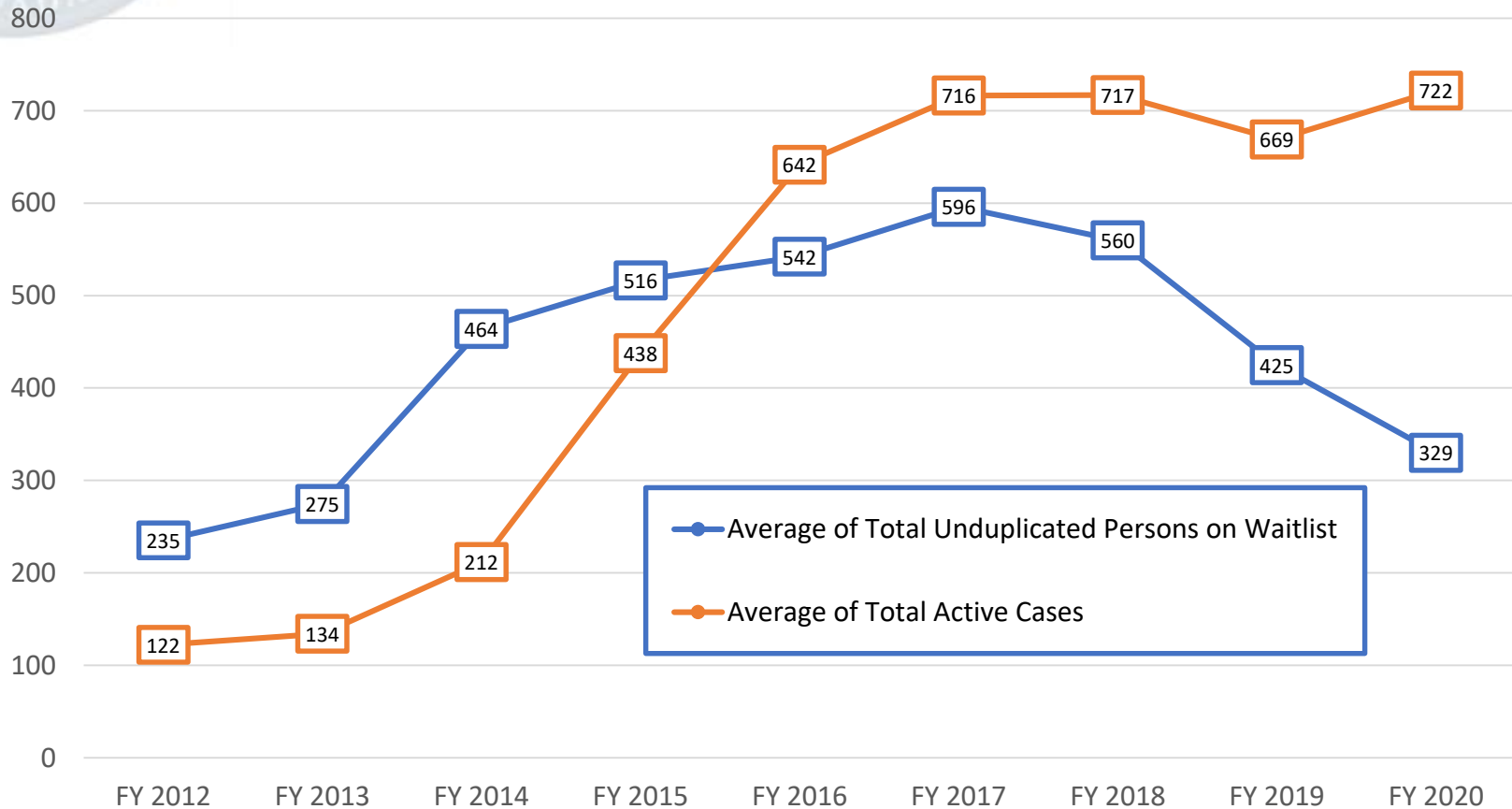


ATAP

- November monthly caseload to date (10/31/19)
 - 62 new applications
 - 765 active children, average age: 9
 - 263 total children waiting, average age: 8
 - 172 Straight ATAP
 - 91 Service Coordination
 - Average wait time: 226 days



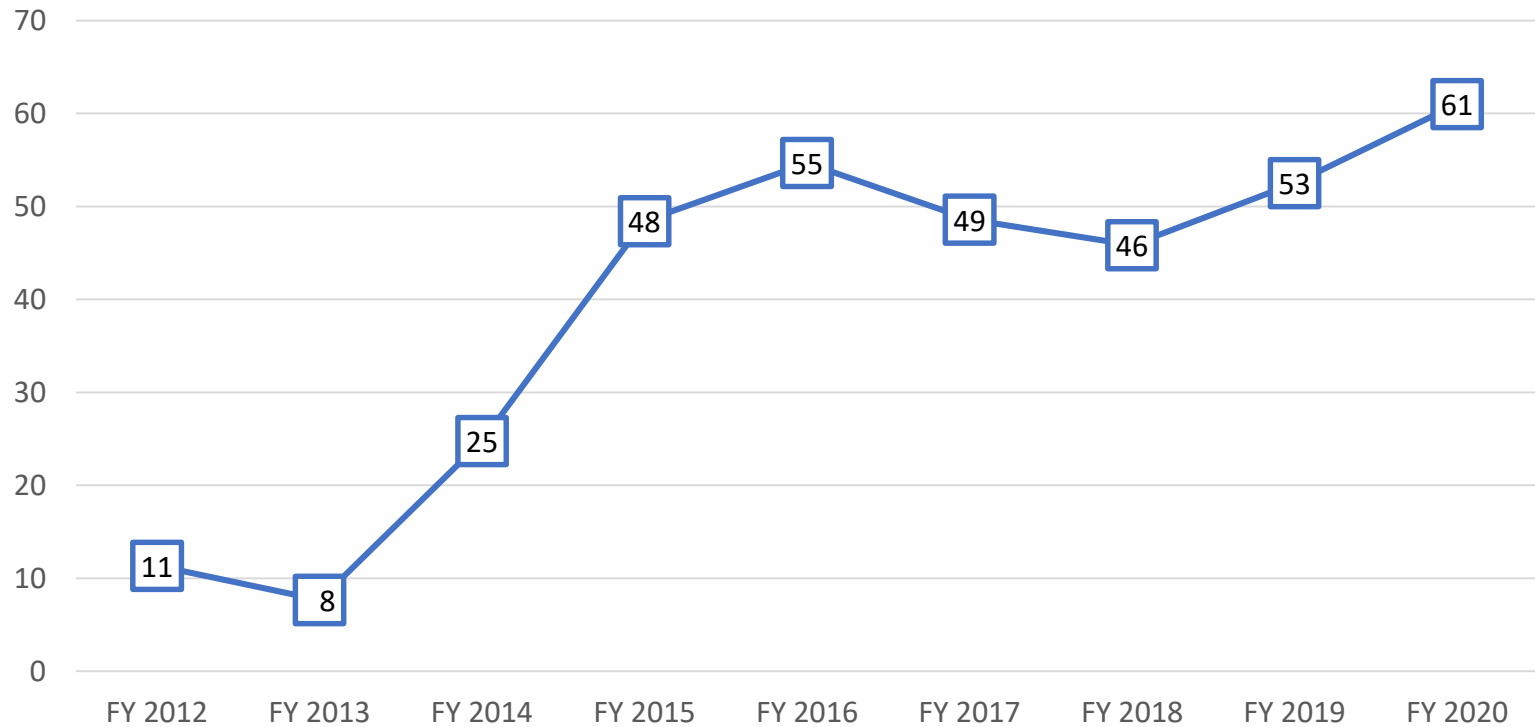
ATAP Caseload Growth





Referrals to date

New Application Average



Case mix by plan type

Plan Type	Status			
	Active		Waiting	
ATAP Intake Active	0	0%	88	33%
ATAP Intake MCO	0	0%	30	11%
ATAP-Comprehensive	52	7%	8	3%
ATAP-Insurance Assistance In-Network	308	40%	41	16%
ATAP-Insurance Assistance Out-of-Network	47	6%	2	1%
ATAP-Service Coordination	272	36%	91	34%
ATAP-Social Skills	12	2%	0	0%
ATAP-Targeted Basic	14	2%	0	0%
ATAP-Targeted Extensive	57	7%	3	2%
ATAP-Therapeutic	3	0%	0	0%
ATAP-Transition Plan	0	0%	0	0%
Grand Total	765		263	

Active Children by Age

Age	Comprehensive	Insurance In-Network	Insurance Out-of-Network	Service Coordination	Social Skills	Basic	Extensive	Therapeutic	Transition	Grand Total
2 Years old		3								3
3 Years old	4	25		8			5			42
4 Years old	8	42	3	13			4			70
5 Years old	8	44	2	20	1	1	1	2		79
6 Years old	9	39	6	18			2			74
7 Years old	7	31	1	18	2		3			62
8 Years old	5	25	5	19			5			59
9 Years old	4	16	2	27	1		7			57
10 Years old	4	12	5	24		2	4	1		52
11 Years old	3	21	2	17		2	11			56
12 Years old		12	5	19		3				39
13 Years old		8	3	21	3		7			42
14 Years old		11	1	16		2	3			33
15 Years old		7	3	15	1		1			27
16 Years old		4	5	14	3	1	1			28
17 Years old		3	4	10	1					18
18 Years old		4		7		2	3			16
19 Years old		1		6		1				8
Grand Total	52	308	47	272	12	14	57	3	0	765



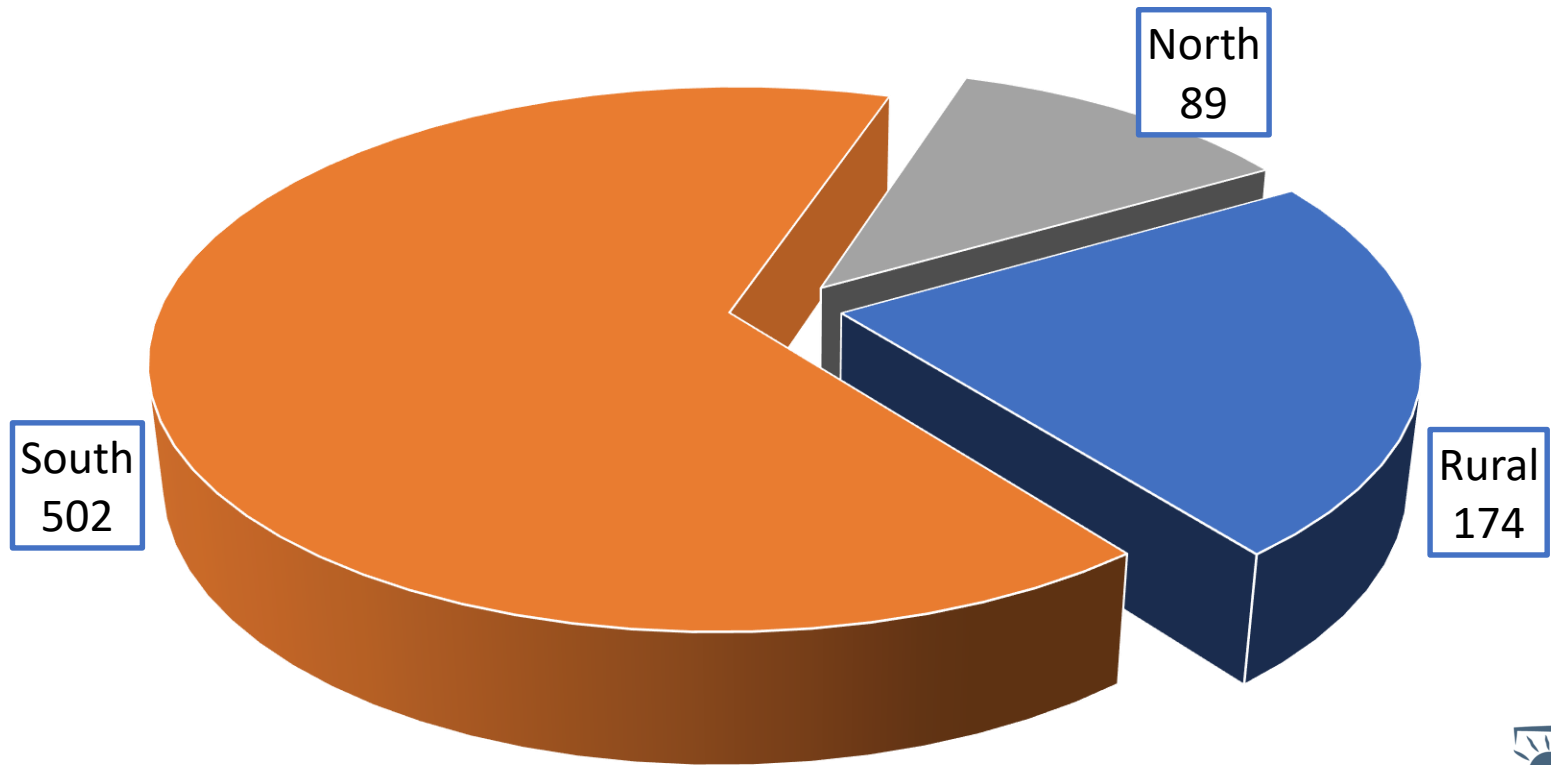
Waiting Children by Age

Age	Comprehensive	Insurance In-Network	Insurance Out-of-Network	Service Coordination	Extensive	ATAP Intake Active	ATAP Intake (MCO)	Grand Total
1 Year old		1						1
2 Years old	1	3				8	4	16
3 Years old	2	12		4		20	11	49
4 Years old	2	3		10	1	8	2	26
5 Years old		4		8		8	1	21
6 Years old		3		10		3	4	20
7 Years old	1			4		6		11
8 Years old	1	3	1	10		5	1	21
9 Years old		2		6		1		9
10 Years old	1	1		5		5		12
11 Years old		3		6		2	1	12
12 Years old		2	1	8		10	3	24
13 Years old		2		1		3	1	7
14 Years old				6		3	2	11
15 Years old				6		1		7
16 Years old		1		5	1	1		8
17 Years old		1		1		3		5
18 Years old				1	1	1		3
Grand Total	8	41	2	91	3	88	30	263



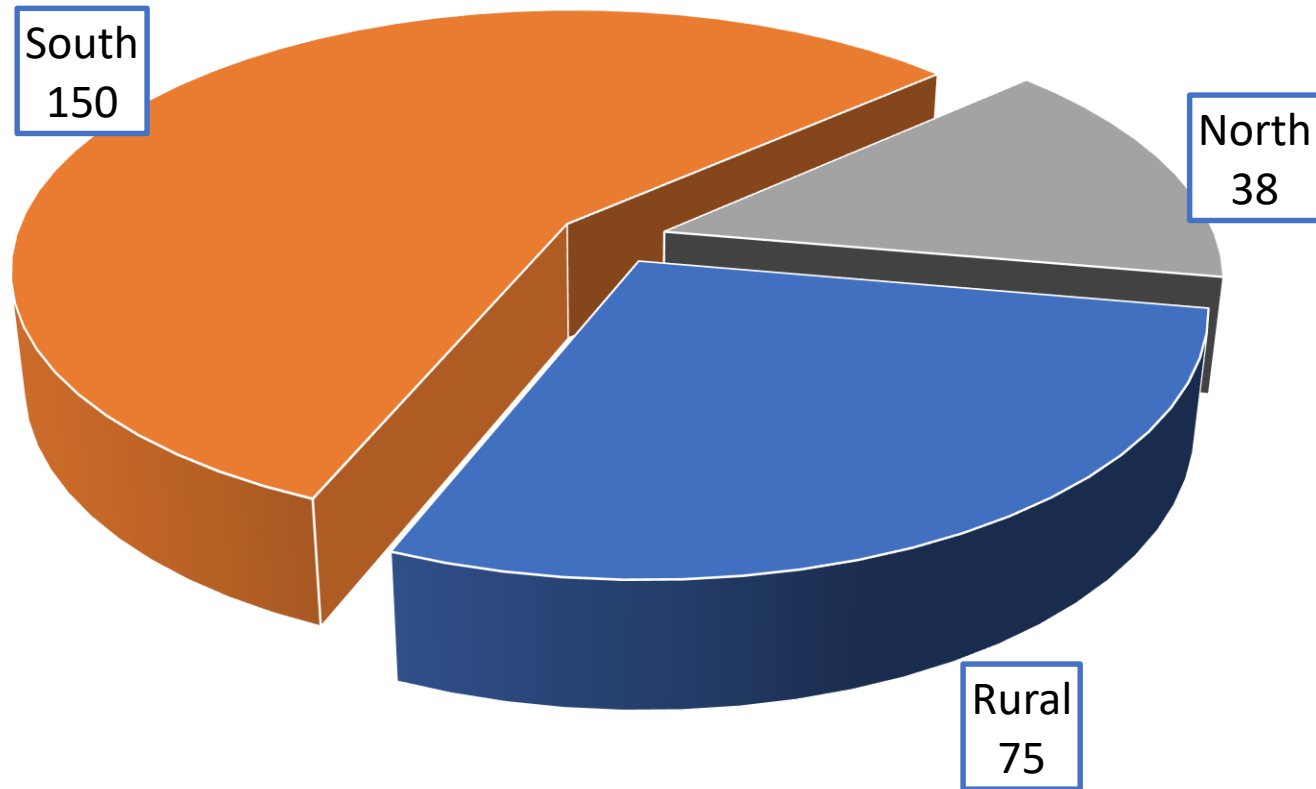
Count of Active by Area

Active



Count of Waiting by Area

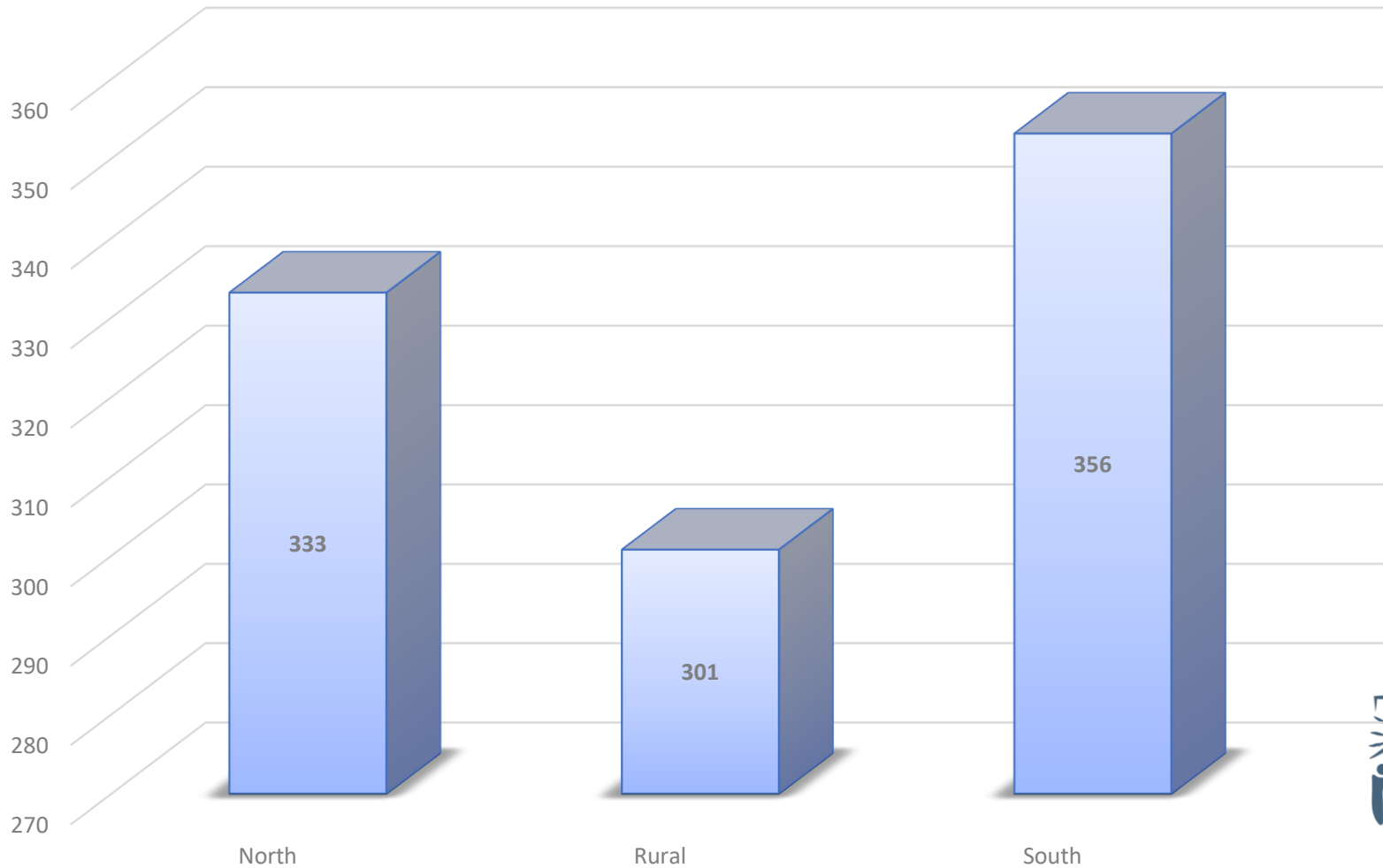
Waiting



Wait Time by Area



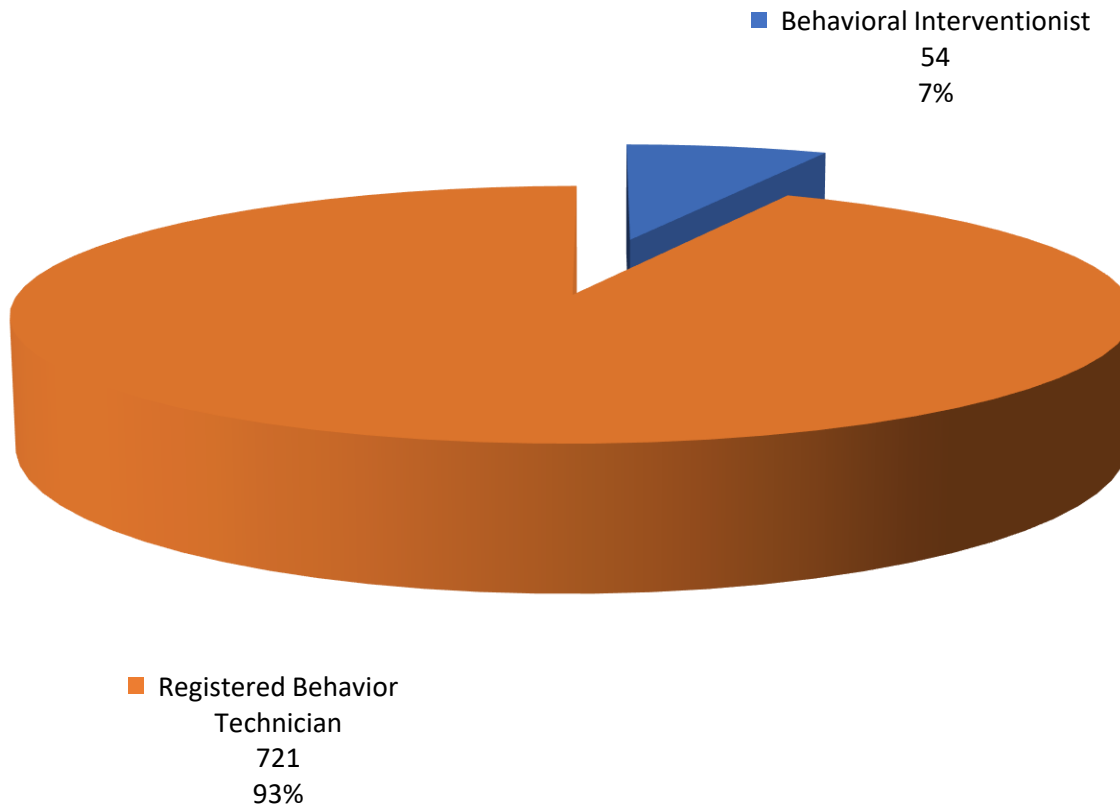
AVERAGE WAIT IN DAYS





Interventionist to RBT changes

Total Paraprofessionals





Questions?



Contact Information

Yeni Medina

Developmental Specialist 4

ymedina@adsd.nv.gov

1.702.668.3275



<http://adsd.nv.gov/Programs/Autism/ATAP/ATAP/>



Acronyms

- DHHS – Department of Health and Human Services
- ATAP – Autism Treatment Assistance Plan