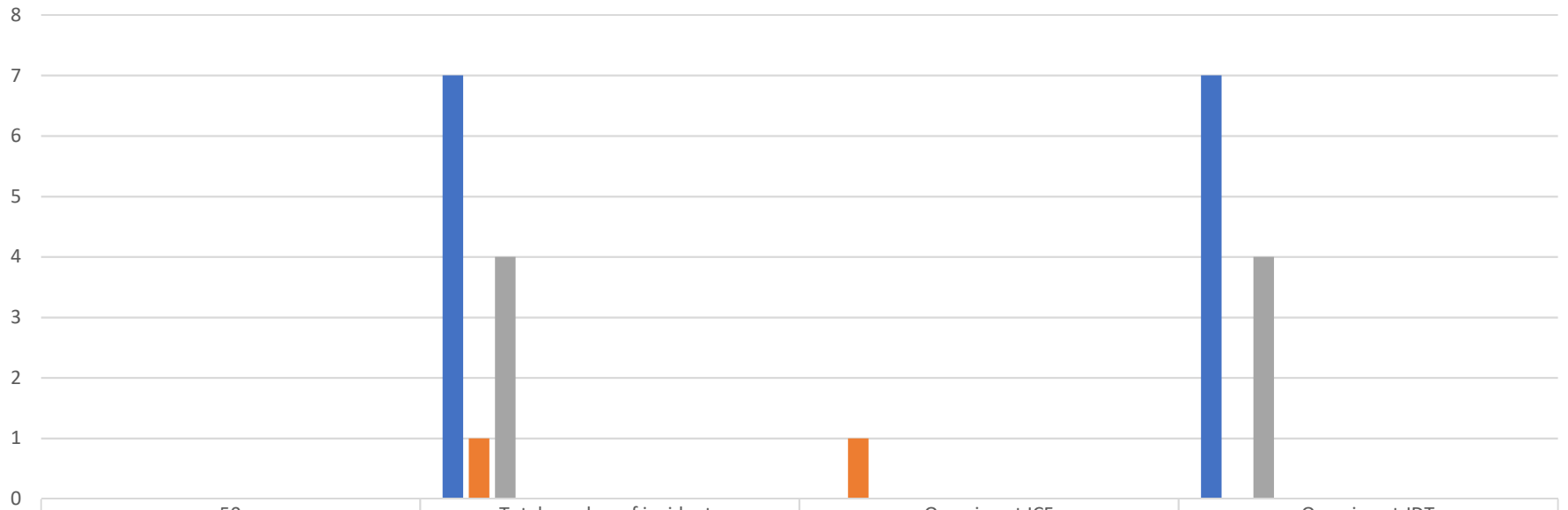


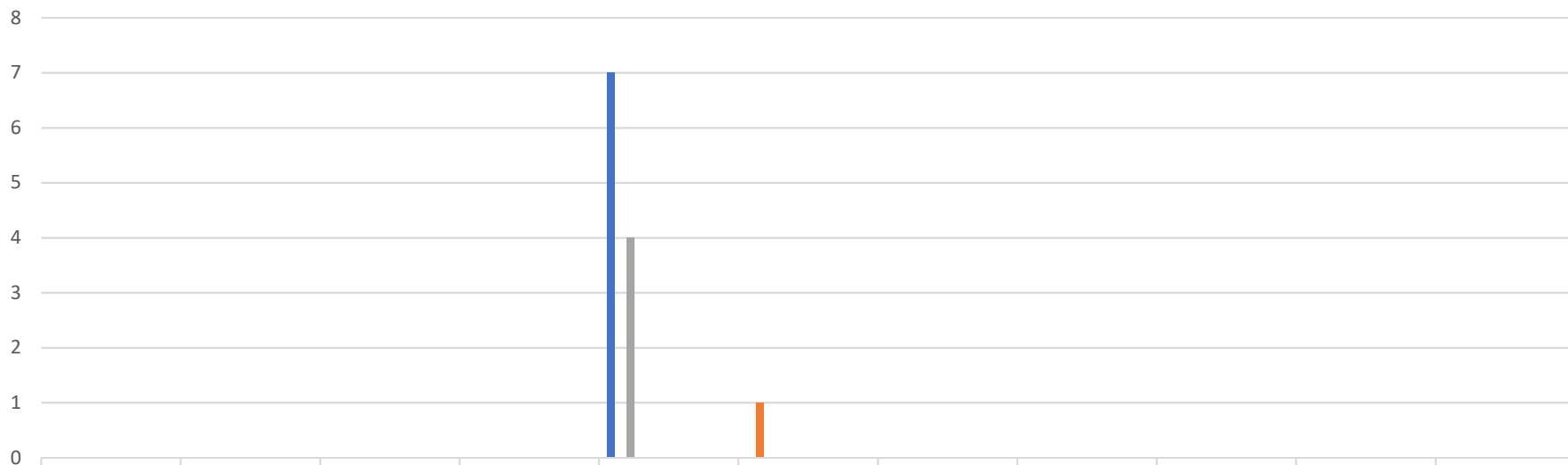
50 Chart



	50	Total number of incidents	Occuring at ICF	Occuring at JDT
■ 19 January		7	0	7
■ 19 February		1	1	0
■ 19 March		4	0	4
■ 19 April		0	0	0
■ 19 May		0	0	0
■ 19 June		0	0	0
■ 19 July		0	0	0
■ 19 August				
■ 19 September				
■ 19 October				
■ 19 November				
■ 19 December				
■				

■ 19 January
 ■ 19 February
 ■ 19 March
 ■ 19 April
 ■ 19 May
 ■ 19 June
 ■ 19 July
 ■ 19 August
 ■ 19 September
 ■ 19 October
 ■ 19 November
 ■ 19 December
 ■

50 Number of Restraint per Month



	# Prone restraints	# Supine restraints	# Physical escorts	# One person seated stability holds	# Two-Five person seated stability holds	# One person stability holds	# Two person stability holds	# Three person stability holds	# object peel	# floor seated stability hold	# 2 person physical lift
■ 19 January	0	0	0	0	7	0	0	0	0	0	0
■ 19 February	0	0	0	0	0	1	0	0	0	0	0
■ 19 March	0	0	0	0	4	0	0	0	0	0	0
■ 19 April	0	0	0	0	0	0	0	0	0	0	0
■ 19 May	0	0	0	0	0	0	0	0	0	0	0
■ 19 June	0	0	0	0	0	0	0	0	0	0	0
■ 19 July	0	0	0	0	0	0	0	0	0	0	0
■ 19 August											
■ 19 September											
■ 19 October											
■ 19 November											
■ 19 December											
■											

■ 19 January ■ 19 February ■ 19 March ■ 19 April ■ 19 May ■ 19 June ■ 19 July ■ 19 August ■ 19 September ■ 19 October ■ 19 November ■ 19 December ■

50 Restraint in Seconds per Month



	Total number of seconds spent in restraints	Time spent in prone restraint in seconds	Time spent in supine restraint in seconds	Time spent in physical escort in seconds	Time spent in one person seated stability holds in seconds	Time spent in two- five person seated stability holds in seconds	Time spent in one person stability holds in seconds	Time spent in two person stability holds in seconds	Time spent in three person stability holds in seconds	Time spent in in object peel in seconds	Time Spent in floor seated stability hold	Time Spent in 2 person physical lift
■ 19 January	0	0	0	0	0	435	0	0	0	0	0	0
■ 19 February	3	0	0	0	0	0	3	0	0	0	0	0
■ 19 March	389	0	0	0	0	389	0	0	0	0	0	0
■ 19 April	0	0	0	0	0	0	0	0	0	0	0	0
■ 19 May	0	0	0	0	0	0	0	0	0	0	0	0
■ 19 June	0	0	0	0	0	0	0	0	0	0	0	0
■ 19 July	0	0	0	0	0	0	0	0	0	0	0	0
■ 19 August												
■ 19 September												
■ 19 October												
■ 19 November												
■ 19 December												
■												

■ 19 January
 ■ 19 February
 ■ 19 March
 ■ 19 April
 ■ 19 May
 ■ 19 June
 ■ 19 July
 ■ 19 August
 ■ 19 September
 ■ 19 October
 ■ 19 November
 ■ 19 December
 ■


183 CHart



	183	Total number of incidents	Occuring at ICF	Occuring at JDT
■ 19 January		0	0	0
■ 19 February		0	0	0
■ 19 March		0	0	0
■ 19 April		0	0	0
■ 19 May		0	0	0
■ 19 June		0	0	0
■ 19 July		0	0	0
■ 19 August				
■ 19 September				
■ 19 October				
■ 19 November				
■ 19 December				
■				

■ 19 January ■ 19 February ■ 19 March ■ 19 April ■ 19 May ■ 19 June ■ 19 July ■ 19 August ■ 19 September ■ 19 October ■ 19 November ■ 19 December ■

183 Number of restraint per Month



	# Prone restraints	# Supine restraints	# Physical escorts	# One person seated stability holds	# Two person seated stability holds	# One person stability holds	# Two person stability holds	# Three person stability holds	# object peel	# floor seated stability hold	# 2 person physical lift
■ 19 January	0	0	0	0	0	0	0	0	0	0	0
■ 19 February	0	0	0	0	0	0	0	0	0	0	0
■ 19 March	0	0	0	0	0	0	0	0	0	0	0
■ 19 April	0	0	0	0	0	0	0	0	0	0	0
■ 19 May	0	0	0	0	0	0	0	0	0	0	0
■ 19 June	0	0	0	0	0	0	0	0	0	0	0
■ 19 July	0	0	0	0	0	0	0	0	0	0	0
■ 19 August											
■ 19 September											
■ 19 October											
■ 19 November											
■ 19 December											
■											

■ 19 January
 ■ 19 February
 ■ 19 March
 ■ 19 April
 ■ 19 May
 ■ 19 June
 ■ 19 July
 ■ 19 August
 ■ 19 September
 ■ 19 October
 ■ 19 November
 ■ 19 December
 ■

183 Restraint in Seconds per Month



	Total number of seconds spent in restraints	Time spent in prone restraint in seconds	Time spent in supine restraint in seconds	Time spent in physical escort in seconds	Time spent in one person seated stability holds in seconds	Time spent in two person seated stability holds in seconds	Time spent in one person stability holds in seconds	Time spent in two person stability holds in seconds	Time spent in three person stability holds in seconds	Time spent in in object peel in seconds	Time Spent in floor seated stability hold	Time Spent in 2 person physical lift
■ 19 January	0	0	0	0	0	0	0	0	0	0	0	0
■ 19 February	0	0	0	0	0	0	0	0	0	0	0	0
■ 19 March	0	0	0	0	0	0	0	0	0	0	0	0
■ 19 April	0	0	0	0	0	0	0	0	0	0	0	0
■ 19 May	0	0	0	0	0	0	0	0	0	0	0	0
■ 19 June	0	0	0	0	0	0	0	0	0	0	0	0
■ 19 July	0	0	0	0	0	0	0	0	0	0	0	0
■ 19 August												
■ 19 September												
■ 19 October												
■ 19 November												
■ 19 December												
■												

■ 19 January
 ■ 19 February
 ■ 19 March
 ■ 19 April
 ■ 19 May
 ■ 19 June
 ■ 19 July
 ■ 19 August
 ■ 19 September
 ■ 19 October
 ■ 19 November
 ■ 19 December
 ■

219 Chart



219	Total number of incidents	Occuring at ICF	Occuring at JDT
■ 19 January	0	0	0
■ 19 February	0	0	0
■ 19 March	0	0	0
■ 19 April	1	1	0
■ 19 May	0	0	0
■ 19 June	0	0	0
■ 19 July	0	0	0
■ 19 August			
■ 19 September			
■ 19 October			
■ 19 November			
■ 19 December			
■			

■ 19 January
 ■ 19 February
 ■ 19 March
 ■ 19 April
 ■ 19 May
 ■ 19 June
 ■ 19 July
 ■ 19 August
 ■ 19 September
 ■ 19 October
 ■ 19 November
 ■ 19 December
 ■

219 Number of Restraints per Month



	# Prone restraints	# Supine restraints	# Physical escorts	# One person seated stability holds	# Two person seated stability holds	# One person stability holds	# Two person stability holds	# Three person stability holds	# object peel	# floor seated stability hold	# 2 person physical lift
■ 19 January	0	0	0	0	0	0	0	0	0	0	0
■ 19 February	0	0	0	0	0	0	0	0	0	0	0
■ 19 March	0	0	0	0	0	0	0	0	0	0	0
■ 19 April	0	0	0	0	0	1	0	0	0	0	0
■ 19 May	0	0	0	0	0	0	0	0	0	0	0
■ 19 June	0	0	0	0	0	0	0	0	0	0	0
■ 19 July	0	0	0	0	0	0	0	0	0	0	0
■ 19 August											
■ 19 September											
■ 19 October											
■ 19 November											
■ 19 December											
■											

■ 19 January
 ■ 19 February
 ■ 19 March
 ■ 19 April
 ■ 19 May
 ■ 19 June
 ■ 19 July
 ■ 19 August
 ■ 19 September
 ■ 19 October
 ■ 19 November
 ■ 19 December
 ■

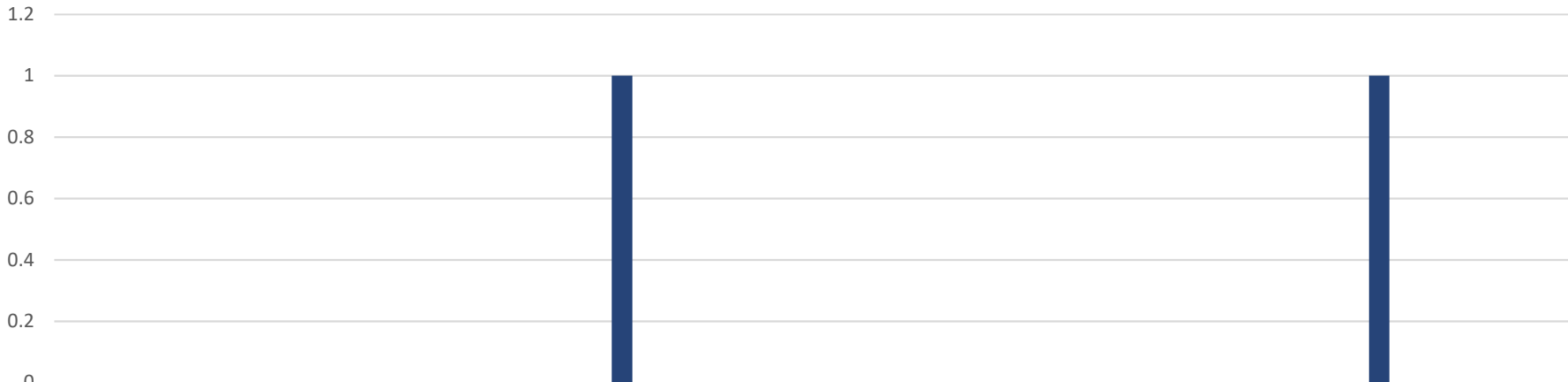
301 Restraint in Seconds per Month



	Total number of seconds spent in restraints	Time spent in prone restraint in seconds	Time spent in supine restraint in seconds	Time spent in physical escort in seconds	Time spent in one person seated stability holds in seconds	Time spent in two person seated stability holds in seconds	Time spent in one person stability holds in seconds	Time spent in two person stability holds in seconds	Time spent in three person stability holds in seconds	Time spent in in object peel in seconds	Time Spent in floor seated stability hold	Time Spent in 2 person physical lift
19 January	0	0	0	0	0	0	0	0	0	0	0	0
19 February	0	0	0	0	0	0	0	0	0	0	0	0
19 March	0	0	0	0	0	0	0	0	0	0	0	0
19 April	180	0	0	0	0	0	180	0	0	0	0	0
19 May	0	0	0	0	0	0	0	0	0	0	0	0
19 June	0	0	0	0	0	0	0	0	0	0	0	0
19 July	0	0	0	0	0	0	0	0	0	0	0	0
19 August												
19 September												
19 October												
19 November												
19 December												

■ 19 January
 ■ 19 February
 ■ 19 March
 ■ 19 April
 ■ 19 May
 ■ 19 June
 ■ 19 July
 ■ 19 August
 ■ 19 September
 ■ 19 October
 ■ 19 November
 ■ 19 December
 ■

286 Chart



	286	Total number of incidents	Occuring at ICF	Occuring at JDT
■ 19 January		0	0	0
■ 19 February		0	0	0
■ 19 March		0	0	0
■ 19 April		0	0	0
■ 19 May		0	0	0
■ 19 June		0	0	0
■ 19 July		1	0	1
■ 19 August				
■ 19 September				
■ 19 October				
■ 19 November				
■ 19 December				
■				

■ 19 January
 ■ 19 February
 ■ 19 March
 ■ 19 April
 ■ 19 May
 ■ 19 June
 ■ 19 July
 ■ 19 August
 ■ 19 September
 ■ 19 October
 ■ 19 November
 ■ 19 December
 ■


286 Number of Restraints per Month



	# Prone restraints	# Supine restraints	# Physical escorts	# One person seated stability holds	# Two person seated stability holds	# One person stability holds	# Two person stability holds	# Three person stability holds	# object peel	# floor seated stability hold	# 2 person physical lift
■ 19 January	0	0	0	0	0	0	0	0	0	0	0
■ 19 February	0	0	0	0	0	0	0	0	0	0	0
■ 19 March	0	0	0	0	0	0	0	0	0	0	0
■ 19 April	0	0	0	0	0	0	0	0	0	0	0
■ 19 May	0	0	0	0	0	0	0	0	0	0	0
■ 19 June	0	0	0	0	0	0	0	0	0	0	0
■ 19 July	0	0	1	0	0	0	0	0	0	0	0
■ 19 August											
■ 19 September											
■ 19 October											
■ 19 November											
■ 19 December											
■											

■ 19 January
 ■ 19 February
 ■ 19 March
 ■ 19 April
 ■ 19 May
 ■ 19 June
 ■ 19 July
 ■ 19 August
 ■ 19 September
 ■ 19 October
 ■ 19 November
 ■ 19 December
 ■

301 Restraint in Seconds per Month



	Total number of seconds spent in restraints	Time spent in prone restraint in seconds	Time spent in supine restraint in seconds	Time spent in physical escort in seconds	Time spent in one person seated stability holds in seconds	Time spent in two person seated stability holds in seconds	Time spent in one person stability holds in seconds	Time spent in two person stability holds in seconds	Time spent in three person stability holds in seconds	Time spent in in object peel in seconds	Time Spent in floor seated stability hold	Time Spent in 2 person physical lift
■ 19 January	0	0	0	0	0	0	0	0	0	0	0	0
■ 19 February	0	0	0	0	0	0	0	0	0	0	0	0
■ 19 March	0	0	0	0	0	0	0	0	0	0	0	0
■ 19 April	0	0	0	0	0	0	0	0	0	0	0	0
■ 19 May	0	0	0	0	0	0	0	0	0	0	0	0
■ 19 June	0	0	0	0	0	0	0	0	0	0	0	0
■ 19 July	60	0	0	60	0	0	0	0	0	0	0	0
■ 19 August												
■ 19 September												
■ 19 October												
■ 19 November												
■ 19 December												
■												

■ 19 January ■ 19 February ■ 19 March ■ 19 April ■ 19 May ■ 19 June ■ 19 July ■ 19 August ■ 19 September ■ 19 October ■ 19 November ■ 19 December ■

301 Chart



301	Total number of incidents	Occuring at ICF	Occuring at JDT
■ 19 January	0	0	0
■ 19 February	0	0	0
■ 19 March	0	0	0
■ 19 April	0	0	0
■ 19 May	1	0	1
■ 19 June	0	0	0
■ 19 July	0	0	0
■ 19 August			
■ 19 September			
■ 19 October			
■ 19 November			
■ 19 December			

■ 19 January
 ■ 19 February
 ■ 19 March
 ■ 19 April
 ■ 19 May
 ■ 19 June
 ■ 19 July
 ■ 19 August
 ■ 19 September
 ■ 19 October
 ■ 19 November
 ■ 19 December
 ■


301 Number of Restraints per Month



	# Prone restraints	# Supine restraints	# Physical escorts	# One person seated stability holds	# Two person seated stability holds	# One person stability holds	# Two person stability holds	# Three person stability holds	# object peel	# floor seated stability hold	# 2 person physical lift
19 January	0	0	0	0	0	0	0	0	0	0	0
19 February	0	0	0	0	0	0	0	0	0	0	0
19 March	0	0	0	0	0	0	0	0	0	0	0
19 April	0	0	0	0	0	0	0	0	0	0	0
19 May	0	0	0	1	0	0	0	0	0	0	0
19 June	0	0	0	0	0	0	0	0	0	0	0
19 July	0	0	0	0	0	0	0	0	0	0	0
19 August											
19 September											
19 October											
19 November											
19 December											

■ 19 January
 ■ 19 February
 ■ 19 March
 ■ 19 April
 ■ 19 May
 ■ 19 June
 ■ 19 July
 ■ 19 August
 ■ 19 September
 ■ 19 October
 ■ 19 November
 ■ 19 December
 ■

301 Restraint in Seconds per Month



	Total number of seconds spent in restraints	Time spent in prone restraint in seconds	Time spent in supine restraint in seconds	Time spent in physical escort in seconds	Time spent in one person seated stability holds in seconds	Time spent in two person seated stability holds in seconds	Time spent in one person stability holds in seconds	Time spent in two person stability holds in seconds	Time spent in three person stability holds in seconds	Time spent in in object peel in seconds	Time Spent in floor seated stability hold	Time Spent in 2 person physical lift
■ 19 January	0	0	0	0	0	0	0	0	0	0	0	0
■ 19 February	0	0	0	0	0	0	0	0	0	0	0	0
■ 19 March	0	0	0	0	0	0	0	0	0	0	0	0
■ 19 April	0	0	0	0	0	0	0	0	0	0	0	0
■ 19 May	0	0	0	0	90	0	0	0	0	0	0	0
■ 19 June	0	0	0	0	0	0	0	0	0	0	0	0
■ 19 July	0	0	0	0	0	0	0	0	0	0	0	0
■ 19 August												
■ 19 September												
■ 19 October												
■ 19 November												
■ 19 December												
■												

■ 19 January ■ 19 February ■ 19 March ■ 19 April ■ 19 May ■ 19 June ■ 19 July ■ 19 August ■ 19 September ■ 19 October ■ 19 November ■ 19 December ■

893 Chart


1.2
1
0.8
0.6
0.4
0.2
0



	893	Total number of incidents	Occuring at ICF	Occuring at JDT
■ 19 January		0	0	0
■ 19 February		0	0	0
■ 19 March		0	0	0
■ 19 April		0	0	0
■ 19 May		1	1	0
■ 19 June		0	0	0
■ 19 July		0	0	0
■ 19 August				
■ 19 September				
■ 19 October				
■ 19 November				
■ 19 December				

■ 19 January ■ 19 February ■ 19 March ■ 19 April ■ 19 May ■ 19 June ■ 19 July ■ 19 August ■ 19 September ■ 19 October ■ 19 November ■ 19 December ■

893 Restraints in Seconds per Month



	Total number of seconds spent in restraints	Time spent in prone restraint in seconds	Time spent in supine restraint in seconds	Time spent in physical escort in seconds	Time spent in one person seated stability holds in seconds	Time spent in two person seated stability holds in seconds	Time spent in one person stability holds in seconds	Time spent in two person stability holds in seconds	Time spent in three person stability holds in seconds	Time spent in in object peel in seconds	Time Spent in floor seated stability hold	Time Spent in 2 person physical lift
■ 19 January	0	0	0	0	0	0	0	0	0	0	0	0
■ 19 February	0	0	0	0	0	0	0	0	0	0	0	0
■ 19 March	0	0	0	0	0	0	0	0	0	0	0	0
■ 19 April	0	0	0	0	0	0	0	0	0	0	0	0
■ 19 May	300	0	0	0	0	0	0	300	0	0	0	0
■ 19 June	0	0	0	0	0	0	0	0	0	0	0	0
■ 19 July	0	0	0	0	0	0	0	0	0	0	0	0
■ 19 August												
■ 19 September												
■ 19 October												
■ 19 November												
■ 19 December												
■												

■ 19 January
 ■ 19 February
 ■ 19 March
 ■ 19 April
 ■ 19 May
 ■ 19 June
 ■ 19 July

1011Chart



	1011	Total number of incidents	Occuring at ICF	Occuring at JDT
■ 19 January		0	0	0
■ 19 February		0	0	0
■ 19 March		0	0	0
■ 19 April		0	0	0
■ 19 May		0	0	0
■ 19 June		0	0	0
■ 19 July		0	0	0
■ 19 August				
■ 19 September				
■ 19 October				
■ 19 November				
■ 19 December				
■				

■ 19 January ■ 19 February ■ 19 March ■ 19 April ■ 19 May ■ 19 June ■ 19 July ■ 19 August ■ 19 September ■ 19 October ■ 19 November ■ 19 December ■


1011 Number of Restraint per Month

1
0.9
0.8
0.7
0.6
0.5
0.4
0.3
0.2
0.1
0

	# Prone restraints	# Supine restraints	# Physical escorts	# One person seated stability holds	# Two person seated stability holds	# One person stability holds	# Two person stability holds	# Three person stability holds	# object peel	# floor seated stability hold	# 2 person physical lift
■ 19 January	0	0	0	0	0	0	0	0	0	0	0
■ 19 February	0	0	0	0	0	0	0	0	0	0	0
■ 19 March	0	0	0	0	0	0	0	0	0	0	0
■ 19 April	0	0	0	0	0	0	0	0	0	0	0
■ 19 May	0	0	0	0	0	0	0	0	0	0	0
■ 19 June	0	0	0	0	0	0	0	0	0	0	0
■ 19 July	0	0	0	0	0	0	0	0	0	0	0
■ 19 August											
■ 19 September											
■ 19 October											
■ 19 November											
■ 19 December											
■											

■ 19 January ■ 19 February ■ 19 March ■ 19 April ■ 19 May ■ 19 June ■ 19 July ■ 19 August ■ 19 September ■ 19 October ■ 19 November ■ 19 December ■

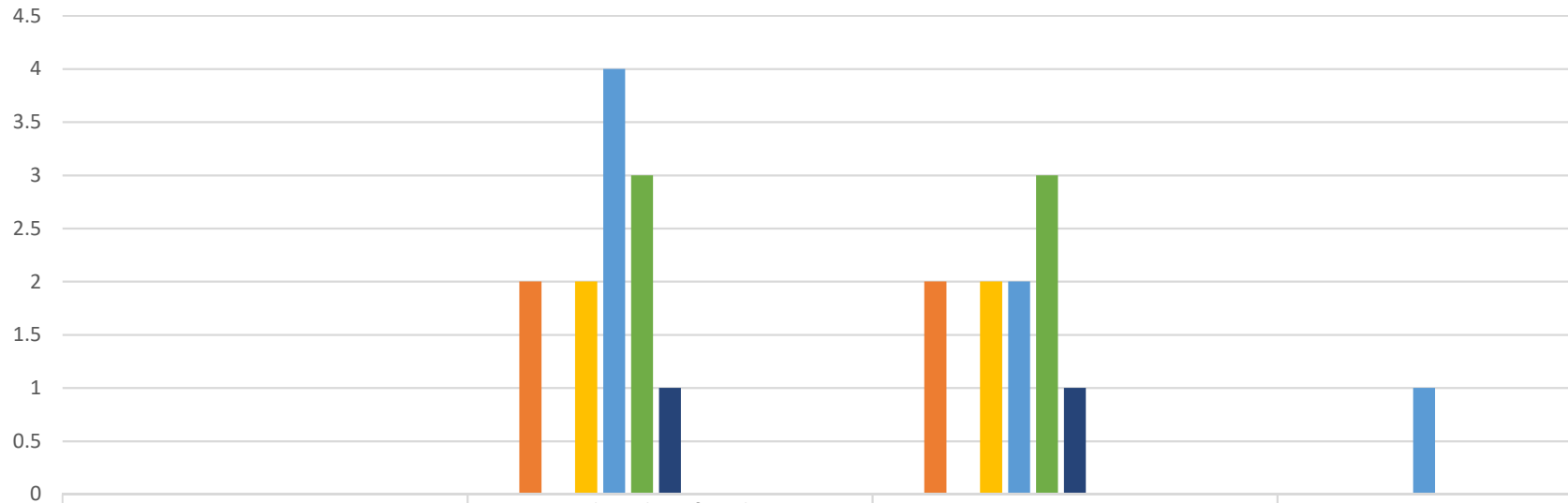
1011 Restraint in Seconds per Month



	Total number of seconds spent in restraints	Time spent in prone restraint in seconds	Time spent in supine restraint in seconds	Time spent in physical escort in seconds	Time spent in one person seated stability holds in seconds	Time spent in two person seated stability holds in seconds	Time spent in one person stability holds in seconds	Time spent in two person stability holds in seconds	Time spent in three person stability holds in seconds	Time spent in in object peel in seconds	Time Spent in floor seated stability hold	Time Spent in 2 person physical lift
■ 19 January	0	0	0	0	0	0	0	0	0	0	0	0
■ 19 February	0	0	0	0	0	0	0	0	0	0	0	0
■ 19 March	0	0	0	0	0	0	0	0	0	0	0	0
■ 19 April	0	0	0	0	0	0	0	0	0	0	0	0
■ 19 May	0	0	0	0	0	0	0	0	0	0	0	0
■ 19 June	0	0	0	0	0	0	0	0	0	0	0	0
■ 19 July	0	0	0	0	0	0	0	0	0	0	0	0
■ 19 August												
■ 19 September												
■ 19 October												
■ 19 November												
■ 19 December												
■												

■ 19 January
 ■ 19 February
 ■ 19 March
 ■ 19 April
 ■ 19 May
 ■ 19 June
 ■ 19 July
 ■ 19 August
 ■ 19 September
 ■ 19 October
 ■ 19 November
 ■ 19 December
 ■

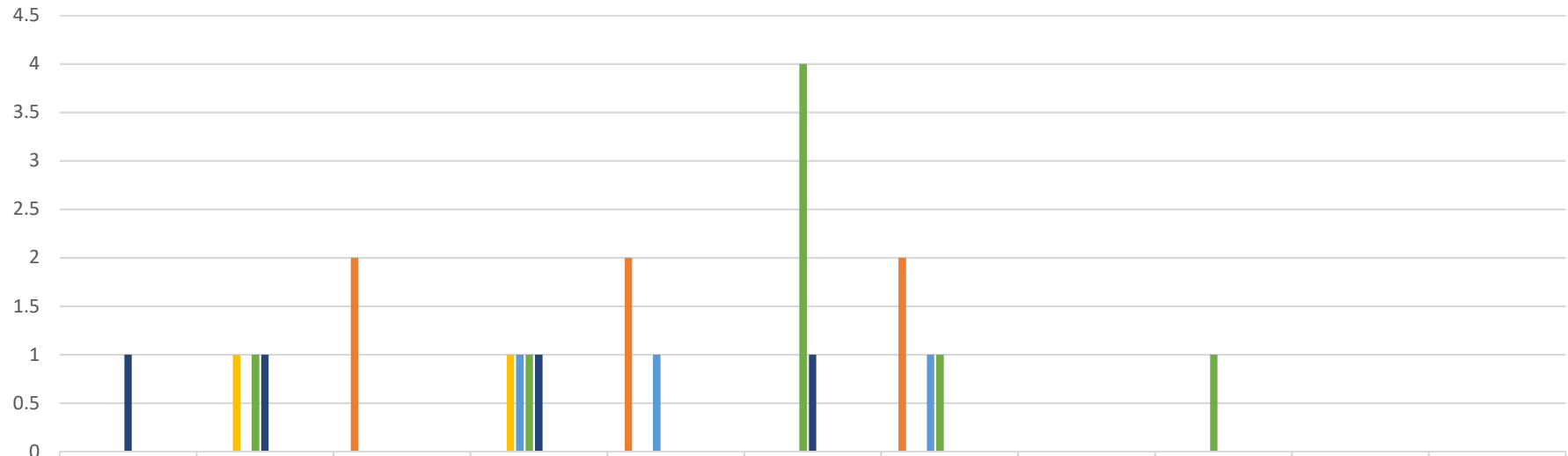
1211 Chart



	1211	Total number of incidents	Occuring at ICF	Occuring at JDT
■ 19 January		0	0	0
■ 19 February		2	2	0
■ 19 March		0	0	0
■ 19 April		2	2	0
■ 19 May		4	2	1
■ 19 June		3	3	0
■ 19 July		1	1	0
■ 19 August				
■ 19 September				
■ 19 October				
■ 19 November				
■ 19 December				

■ 19 January
 ■ 19 February
 ■ 19 March
 ■ 19 April
 ■ 19 May
 ■ 19 June
 ■ 19 July
 ■ 19 August
 ■ 19 September
 ■ 19 October
 ■ 19 November
 ■ 19 December
 ■

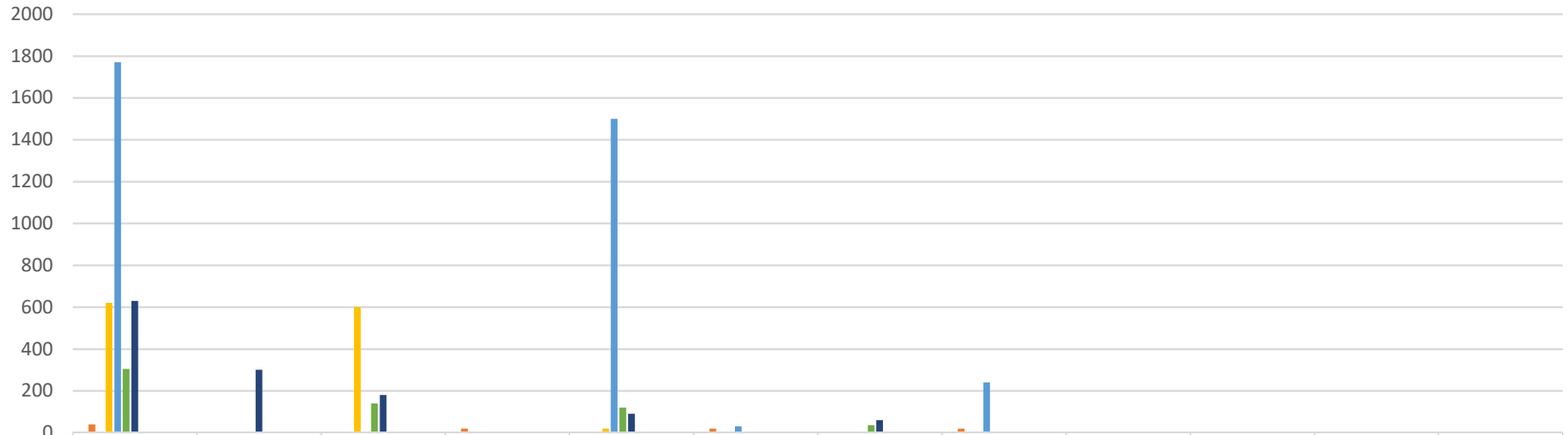
1211 Number of Restraint per Month



	# Prone restraints	# Supine restraints	# Physical escorts	# One person seated stability holds	# Two person seated stability holds	# One person stability holds	# Two person stability holds	# Three person stability holds	# object peel	# floor seated stability hold	# 2 person physical lift
■ 19 January	0	0	0	0	0	0	0	0	0	0	0
■ 19 February	0	0	2	0	2	0	2	0	0	0	0
■ 19 March	0	0	0	0	0	0	0	0	0	0	0
■ 19 April	0	1	0	1	0	0	0	0	0	0	0
■ 19 May	0	0	0	1	1	0	1	0	0	0	0
■ 19 June	0	1	0	1	0	4	1	0	1	0	0
■ 19 July	1	1	0	1	0	1	0	0	0	0	0
■ 19 August											
■ 19 September											
■ 19 October											
■ 19 November											
■ 19 December											
■											

■ 19 January
 ■ 19 February
 ■ 19 March
 ■ 19 April
 ■ 19 May
 ■ 19 June
 ■ 19 July
 ■ 19 August
 ■ 19 September
 ■ 19 October
 ■ 19 November
 ■ 19 December
 ■

1211 Restraints in Seconds per Month



	Total number of seconds spent in restraints	Time spent in prone restraint in seconds	Time spent in supine restraint in seconds	Time spent in physical escort in seconds	Time spent in one person seated stability holds in seconds	Time spent in two person seated stability holds in seconds	Time spent in one person stability holds in seconds	Time spent in two person stability holds in seconds	Time spent in three person stability holds in seconds	Time spent in object peel in seconds	Time Spent in floor seated stability hold	Time Spent in 2 person physical lift
19 January	0	0	0	0	0	0	0	0	0	0	0	0
19 February	40	0	0	20	0	20	0	20	0	0	0	0
19 March	0	0	0	0	0	0	0	0	0	0	0	0
19 April	620	0	600	0	20	0	0	0	0	0	0	0
19 May	1770	0	0	0	1500	30	0	240	0	0	0	0
19 June	305	0	140	0	120	0	35	5	0	5	0	0
19 July	630	300	180	0	90	0	60	0	0	0	0	0
19 August												
19 September												
19 October												
19 November												
19 December												

■ 19 January
 ■ 19 February
 ■ 19 March
 ■ 19 April
 ■ 19 May
 ■ 19 June
 ■ 19 July
 ■ 19 August
 ■ 19 September
 ■ 19 October
 ■ 19 November
 ■ 19 December
 ■

1942 Chart



	1942	Total number of incidents	Occuring at ICF	Occuring at JDT
■ 19 January		0	0	0
■ 19 February		0	0	0
■ 19 March		0	0	0
■ 19 April		0	0	0
■ 19 May		0	0	0
■ 19 June		0	0	0
■ 19 July		0	0	0
■ 19 August				
■ 19 September				
■ 19 October				
■ 19 November				
■ 19 December				
■				

■ 19 January
 ■ 19 February
 ■ 19 March
 ■ 19 April
 ■ 19 May
 ■ 19 June
 ■ 19 July
 ■ 19 August
 ■ 19 September
 ■ 19 October
 ■ 19 November
 ■ 19 December
 ■


1942 Number of Restraints per Month



	# Prone restraints	# Supine restraints	# Physical escorts	# One person seated stability holds	# Two person seated stability holds	# One person stability holds	# Two person stability holds	# Three person stability holds	# object peel	# floor seated stability hold	# 2 person physical lift
■ 19 January	0	0	0	0	0	0	0	0	0	0	0
■ 19 February	0	0	0	0	0	0	0	0	0	0	0
■ 19 March	0	0	0	0	0	0	0	0	0	0	0
■ 19 April	0	0	0	0	0	0	0	0	0	0	0
■ 19 May	0	0	0	0	0	0	0	0	0	0	0
■ 19 June	0	0	0	0	0	0	0	0	0	0	0
■ 19 July	0	0	0	0	0	0	0	0	0	0	0
■ 19 August											
■ 19 September											
■ 19 October											
■ 19 November											
■ 19 December											
■											

■ 19 January
 ■ 19 February
 ■ 19 March
 ■ 19 April
 ■ 19 May
 ■ 19 June
 ■ 19 July
 ■ 19 August
 ■ 19 September
 ■ 19 October
 ■ 19 November
 ■ 19 December
 ■

1942 Restraint in Seconds per Month



	Total number of seconds spent in restraints	Time spent in prone restraint in seconds	Time spent in supine restraint in seconds	Time spent in physical escort in seconds	Time spent in one person seated stability holds in seconds	Time spent in two person seated stability holds in seconds	Time spent in one person stability holds in seconds	Time spent in two person stability holds in seconds	Time spent in three person stability holds in seconds	Time spent in in object peel in seconds	Time Spent in floor seated stability hold	Time Spent in 2 person physical lift
■ 19 January	0	0	0	0	0	0	0	0	0	0	0	0
■ 19 February	0	0	0	0	0	0	0	0	0	0	0	0
■ 19 March	0	0	0	0	0	0	0	0	0	0	0	0
■ 19 April	0	0	0	0	0	0	0	0	0	0	0	0
■ 19 May	0	0	0	0	0	0	0	0	0	0	0	0
■ 19 June	0	0	0	0	0	0	0	0	0	0	0	0
■ 19 July	0	0	0	0	0	0	0	0	0	0	0	0
■ 19 August												
■ 19 September												
■ 19 October												
■ 19 November												
■ 19 December												
■												

■ 19 January ■ 19 February ■ 19 March ■ 19 April ■ 19 May ■ 19 June ■ 19 July ■ 19 August ■ 19 September ■ 19 October ■ 19 November ■ 19 December ■

2439 Chart



	2439	Total number of incidents	Occuring at ICF	Occuring at JDT
■ 19 January		0	0	0
■ 19 February		0	0	0
■ 19 March		0	0	0
■ 19 April		0	0	0
■ 19 May		0	0	0
■ 19 June		0	0	0
■ 19 July		0	0	0
■ 19 August				
■ 19 September				
■ 19 October				
■ 19 November				
■ 19 December				
■				

■ 19 January
 ■ 19 February
 ■ 19 March
 ■ 19 April
 ■ 19 May
 ■ 19 June
 ■ 19 July
 ■ 19 August
 ■ 19 September
 ■ 19 October
 ■ 19 November
 ■ 19 December
 ■


2439 Number of Restraints per Month



	# Prone restraints	# Supine restraints	# Physical escorts	# One person seated stability holds	# Two person seated stability holds	# One person stability holds	# Two person stability holds	# Three person stability holds	# object peel	# floor seated stability hold	# 2 person physical lift
■ 19 January	0	0	0	0	0	0	0	0	0	0	0
■ 19 February	0	0	0	0	0	0	0	0	0	0	0
■ 19 March	0	0	0	0	0	0	0	0	0	0	0
■ 19 April	0	0	0	0	0	0	0	0	0	0	0
■ 19 May	0	0	0	0	0	0	0	0	0	0	0
■ 19 June	0	0	0	0	0	0	0	0	0	0	0
■ 19 July	0	0	0	0	0	0	0	0	0	0	0
■ 19 August											
■ 19 September											
■ 19 October											
■ 19 November											
■ 19 December											
■											

■ 19 January
 ■ 19 February
 ■ 19 March
 ■ 19 April
 ■ 19 May
 ■ 19 June
 ■ 19 July
 ■ 19 August
 ■ 19 September
 ■ 19 October
 ■ 19 November
 ■ 19 December
 ■

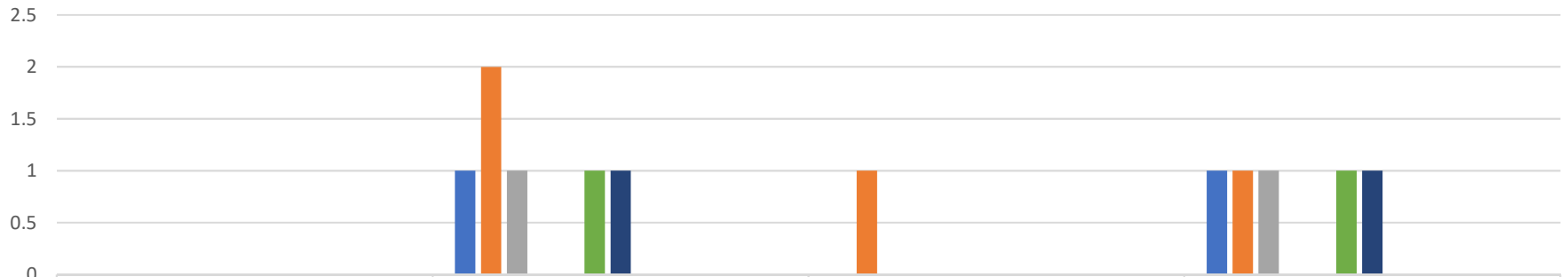
2439 Restraint in Seconds per Month



	Total number of seconds spent in restraints	Time spent in prone restraint in seconds	Time spent in supine restraint in seconds	Time spent in physical escort in seconds	Time spent in one person seated stability holds in seconds	Time spent in two person seated stability holds in seconds	Time spent in one person stability holds in seconds	Time spent in two person stability holds in seconds	Time spent in three person stability holds in seconds	Time spent in in object peel in seconds	Time Spent in floor seated stability hold	Time Spent in 2 person physical lift
■ 19 January	0	0	0	0	0	0	0	0	0	0	0	0
■ 19 February	0	0	0	0	0	0	0	0	0	0	0	0
■ 19 March	0	0	0	0	0	0	0	0	0	0	0	0
■ 19 April	0	0	0	0	0	0	0	0	0	0	0	0
■ 19 May	0	0	0	0	0	0	0	0	0	0	0	0
■ 19 June	0	0	0	0	0	0	0	0	0	0	0	0
■ 19 July	0	0	0	0	0	0	0	0	0	0	0	0
■ 19 August												
■ 19 September												
■ 19 October												
■ 19 November												
■ 19 December												
■												

■ 19 January
 ■ 19 February
 ■ 19 March
 ■ 19 April
 ■ 19 May
 ■ 19 June
 ■ 19 July
 ■ 19 August
 ■ 19 September
 ■ 19 October
 ■ 19 November
 ■ 19 December
 ■

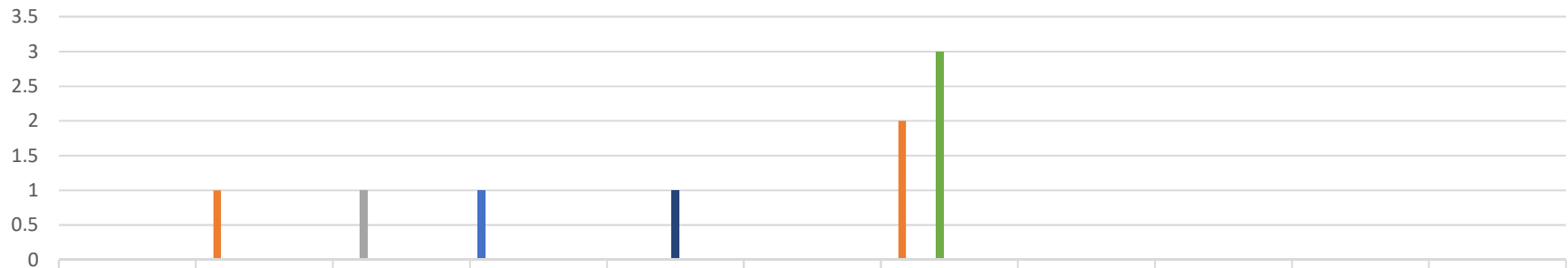
2618 Chart



2618	Total number of incidents	Occuring at ICF	Occuring at JDT
19 January	1	0	1
19 February	2	1	1
19 March	1	0	1
19 April	0	0	0
19 May	0	0	0
19 June	1	0	1
19 July	1	0	1
19 August			
19 September			
19 October			
19 November			
19 December			

■ 19 January
 ■ 19 February
 ■ 19 March
 ■ 19 April
 ■ 19 May
 ■ 19 June
 ■ 19 July
 ■ 19 August
 ■ 19 September
 ■ 19 October
 ■ 19 November
 ■ 19 December
 ■

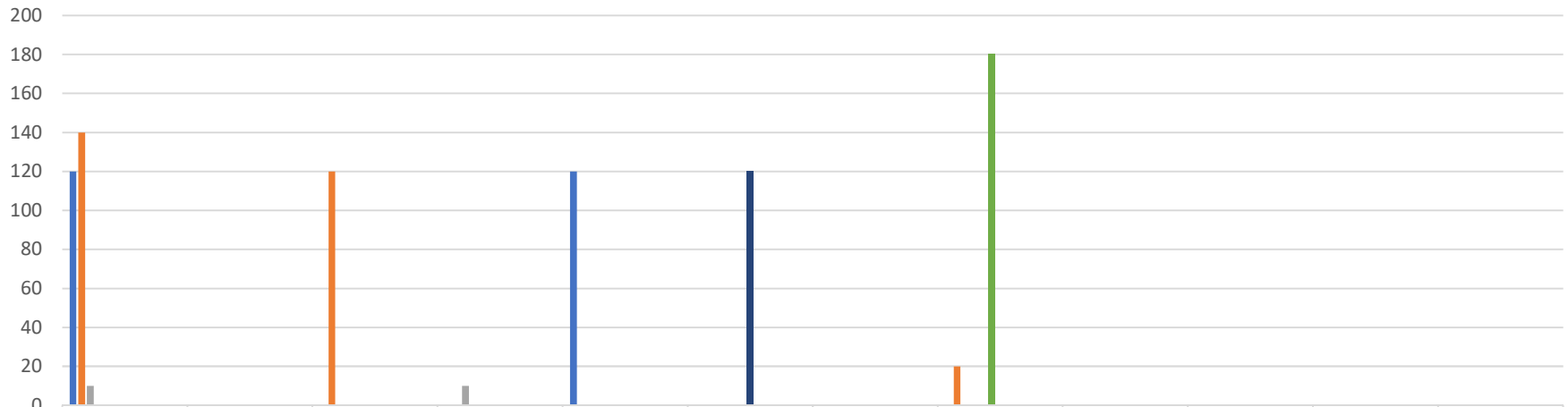
2618 Number of Restraint per Month



	# Prone restraints	# Supine restraints	# Physical escorts	# One person seated stability holds	# Two person seated stability holds	# One person stability holds	# Two person stability holds	# Three person stability holds	# object peel	# floor seated stability hold	# 2 person physical lift
19 January	0	0	0	1	0	0	0	0	0	0	0
19 February	0	1	0	0	0	0	2	0	0	0	0
19 March	0	0	1	0	0	0	0	0	0	0	0
19 April	0	0	0	0	0	0	0	0	0	0	0
19 May	0	0	0	0	0	0	0	0	0	0	0
19 June	0	0	0	0	0	0	3	0	0	0	0
19 July	0	0	0	0	1	0	0	0	0	0	0
19 August											
19 September											
19 October											
19 November											
19 December											

■ 19 January
 ■ 19 February
 ■ 19 March
 ■ 19 April
 ■ 19 May
 ■ 19 June
 ■ 19 July
 ■ 19 August
 ■ 19 September
 ■ 19 October
 ■ 19 November
 ■ 19 December
 ■


2618 Restraint in Seconds per Month



	Total number of seconds spent in restraints	Time spent in prone restraint in seconds	Time spent in supine restraint in seconds	Time spent in physical escort in seconds	Time spent in one person seated stability holds in seconds	Time spent in two person seated stability holds in seconds	Time spent in one person stability holds in seconds	Time spent in two person stability holds in seconds	Time spent in three person stability holds in seconds	Time spent in in object peel in seconds	Time Spent in floor seated stability hold	Time Spent in 2 person physical lift
■ 19 January	120	0	0	0	120	0	0	0	0	0	0	0
■ 19 February	140	0	120	0	0	0	0	20	0	0	0	0
■ 19 March	10	0	0	10	0	0	0	0	0	0	0	0
■ 19 April	0	0	0	0	0	0	0	0	0	0	0	0
■ 19 May	0	0	0	0	0	0	0	0	0	0	0	0
■ 19 June	0	0	0	0	0	0	0	180	0	0	0	0
■ 19 July	0	0	0	0	0	120	0	0	0	0	0	0
■ 19 August												
■ 19 September												
■ 19 October												
■ 19 November												
■ 19 December												
■												

■ 19 January
 ■ 19 February
 ■ 19 March
 ■ 19 April
 ■ 19 May
 ■ 19 June
 ■ 19 July
 ■ 19 August
 ■ 19 September
 ■ 19 October
 ■ 19 November
 ■ 19 December
 ■

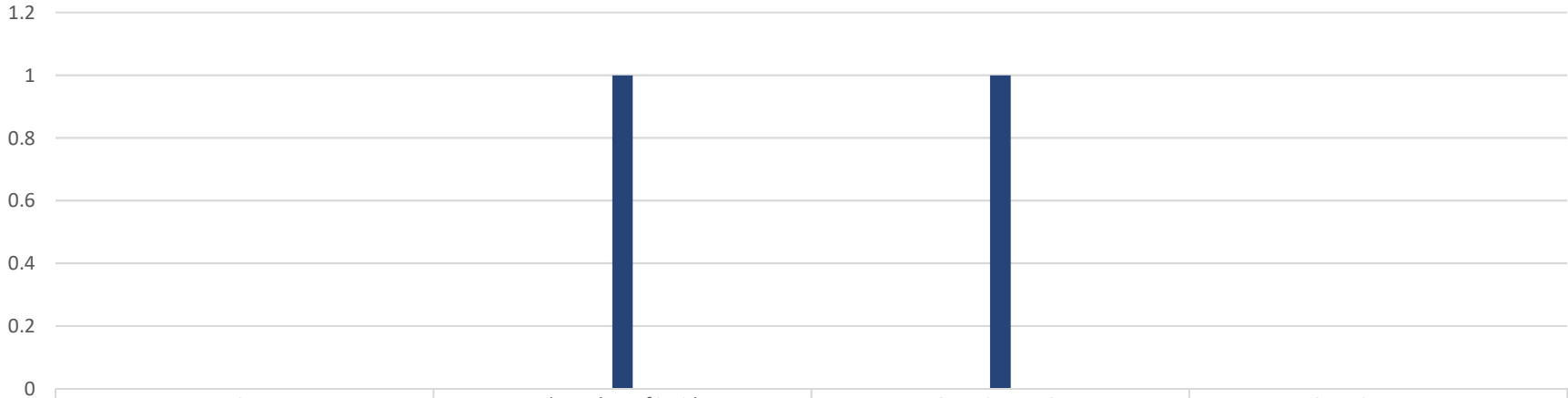
2619 Chart



	2619	Total number of incidents	Occuring at ICF	Occuring at JDT
■ 19 January		1	0	1
■ 19 February		1	0	1
■ 19 March		0	0	0
■ 19 April		0	0	0
■ 19 May		0	0	0
■ 19 June		0	0	0
■ 19 July		0	0	0
■ 19 August				
■ 19 September				
■ 19 October				
■ 19 November				
■ 10 December				

■ 19 January ■ 19 February ■ 19 March ■ 19 April ■ 19 May ■ 19 June ■ 19 July ■ 19 August ■ 19 September ■ 19 October ■ 19 November ■ 10 December ■

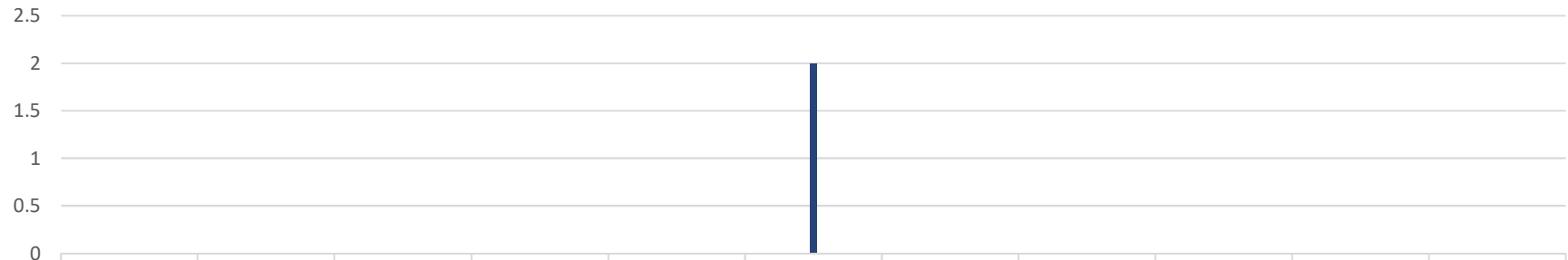
5655 Chart



	5655	Total number of incidents	Occuring at ICF	Occuring at JDT
■ 19 January		0	0	0
■ 19 February		0	0	0
■ 19 March		0	0	0
■ 19 April		0	0	0
■ 19 May		0	0	0
■ 19 June		0	0	0
■ 19 July		1	1	0
■ 19 August				
■ 19 September				
■ 19 October				
■ 19 November				
■ 19 December				
■				

■ 19 January ■ 19 February ■ 19 March ■ 19 April ■ 19 May ■ 19 June ■ 19 July ■ 19 August ■ 19 September ■ 19 October ■ 19 November ■ 19 December ■

5655 Number of Restraint per Month



	# Prone restraints	# Supine restraints	# Physical escorts	# One person seated stability holds	# Two person seated stability holds	# One person stability holds	# Two person stability holds	# Three person stability holds	# object peel	# floor seated stability hold	# 2 person physical lift
■ 19 January	0	0	0	0	0	0	0	0	0	0	0
■ 19 February	0	0	0	0	0	0	0	0	0	0	0
■ 19 March	0	0	0	0	0	0	0	0	0	0	0
■ 19 April	0	0	0	0	0	0	0	0	0	0	0
■ 19 May	0	0	0	0	0	0	0	0	0	0	0
■ 19 June	0	0	0	0	0	0	0	0	0	0	0
■ 19 July	0	0	0	0	0	2	0	0	0	0	0
■ 19 August											
■ 19 September											
■ 19 October											
■ 19 November											
■ 19 December											
■											

■ 19 January ■ 19 February ■ 19 March ■ 19 April ■ 19 May ■ 19 June ■ 19 July ■ 19 August ■ 19 September ■ 19 October ■ 19 November ■ 19 December ■

5655 Restraint in Seconds per Month



	Total number of seconds spent in restraints	Time spent in prone restraint in seconds	Time spent in supine restraint in seconds	Time spent in physical escort in seconds	Time spent in one person seated stability holds in seconds	Time spent in two person seated stability holds in seconds	Time spent in one person stability holds in seconds	Time spent in two person stability holds in seconds	Time spent in three person stability holds in seconds	Time spent in object peel in seconds	Time Spent in floor seated stability hold	Time Spent in 2 person physical lift
19 January	0	0	0	0	0	0	0	0	0	0	0	0
19 February	0	0	0	0	0	0	0	0	0	0	0	0
19 March	0	0	0	0	0	0	0	0	0	0	0	0
19 April	0	0	0	0	0	0	0	0	0	0	0	0
19 May	0	0	0	0	0	0	0	0	0	0	0	0
19 June	0	0	0	0	0	0	0	0	0	0	0	0
19 July	20	0	0	0	0	0	20	0	0	0	0	0
19 August												
19 September												
19 October												
19 November												
19 December												

■ 19 January
 ■ 19 February
 ■ 19 March
 ■ 19 April
 ■ 19 May
 ■ 19 June
 ■ 19 July
 ■ 19 August
 ■ 19 September
 ■ 19 October
 ■ 19 November
 ■ 19 December
 ■

5949 Chart



	5949	Total number of incidents	Occuring at ICF	Occuring at JDT
■ 19 January		0	0	0
■ 19 February		0	0	0
■ 19 March		0	0	0
■ 19 April		0	0	0
■ 19 May		1	1	0
■ 19 June		0	0	0
■ 19 July		0	0	0
■ 19 August				
■ 19 September				
■ 19 October				
■ 19 November				
■ 19 December				
■				

■ 19 January
 ■ 19 February
 ■ 19 March
 ■ 19 April
 ■ 19 May
 ■ 19 June
 ■ 19 July
 ■ 19 August
 ■ 19 September
 ■ 19 October
 ■ 19 November
 ■ 19 December
 ■


5949 Number of Restraints per Month



	# Prone restraints	# Supine restraints	# Physical escorts	# One person seated stability holds	# Two person seated stability holds	# One person stability holds	# Two person stability holds	# Three person stability holds	# object peel	# floor seated stability hold	# 2 person physical lift
■ 19 January	0	0	0	0	0	0	0	0	0	0	0
■ 19 February	0	0	0	0	0	0	0	0	0	0	0
■ 19 March	0	0	0	0	0	0	0	0	0	0	0
■ 19 April	0	0	0	0	0	0	0	0	0	0	0
■ 19 May	0	0	0	1	0	0	0	0	0	0	0
■ 19 June	0	0	0	0	0	0	0	0	0	0	0
■ 19 July	0	0	0	0	0	0	0	0	0	0	0
■ 19 August											
■ 19 September											
■ 19 October											
■ 19 November											
■ 19 December											
■											

■ 19 January ■ 19 February ■ 19 March ■ 19 April ■ 19 May ■ 19 June ■ 19 July ■ 19 August ■ 19 September ■ 19 October ■ 19 November ■ 19 December ■

301 Restraint in Seconds per Month



	Total number of seconds spent in restraints	Time spent in prone restraint in seconds	Time spent in supine restraint in seconds	Time spent in physical escort in seconds	Time spent in one person seated stability holds in seconds	Time spent in two person seated stability holds in seconds	Time spent in one person stability holds in seconds	Time spent in two person stability holds in seconds	Time spent in three person stability holds in seconds	Time spent in in object peel in seconds	Time Spent in floor seated stability hold	Time Spent in 2 person physical lift
■ 19 January	0	0	0	0	0	0	0	0	0	0	0	0
■ 19 February	0	0	0	0	0	0	0	0	0	0	0	0
■ 19 March	0	0	0	0	0	0	0	0	0	0	0	0
■ 19 April	0	0	0	0	0	0	0	0	0	0	0	0
■ 19 May	0	0	0	0	120	0	0	0	0	0	0	0
■ 19 June	0	0	0	0	0	0	0	0	0	0	0	0
■ 19 July	0	0	0	0	0	0	0	0	0	0	0	0
■ 19 August												
■ 19 September												
■ 19 October												
■ 19 November												
■ 19 December												
■												

■ 19 January ■ 19 February ■ 19 March ■ 19 April ■ 19 May ■ 19 June ■ 19 July ■ 19 August ■ 19 September ■ 19 October ■ 19 November ■ 19 December ■

6191 Chart



6191	Total number of incidents	Occuring at ICF	Occuring at JDT
■ 19 January	1	0	1
■ 19 February	0	0	0
■ 19 March	0	0	0
■ 19 April	0	0	0
■ 19 May	0	0	0
■ 19 June	0	0	0
■ 19 July	0	0	0
■ 19 August			
■ 19 September			
■ 19 October			
■ 19 November			
■ 19 December			
■			

■ 19 January
 ■ 19 February
 ■ 19 March
 ■ 19 April
 ■ 19 May
 ■ 19 June
 ■ 19 July
 ■ 19 August
 ■ 19 September
 ■ 19 October
 ■ 19 November
 ■ 19 December
 ■

6191 Number of Restraint per Month



	# Prone restraints	# Supine restraints	# Physical escorts	# One person seated stability holds	# Two person seated stability holds	# One person stability holds	# Two person stability holds	# Three person stability holds	# object peel	# floor seated stability hold	# 2 person physical lift
■ 19 January	0	0	1	0	0	0	0	0	0	0	1
■ 19 February	0	0	0	0	0	0	0	0	0	0	0
■ 19 March	0	0	0	0	0	0	0	0	0	0	0
■ 19 April	0	0	0	0	0	0	0	0	0	0	0
■ 19 May	0	0	0	0	0	0	0	0	0	0	0
■ 19 June	0	0	0	0	0	0	0	0	0	0	0
■ 19 July	0	0	0	0	0	0	0	0	0	0	0
■ 19 August											
■ 19 September											
■ 19 October											
■ 19 November											
■ 19 December											
■											

■ 19 January ■ 19 February ■ 19 March ■ 19 April ■ 19 May ■ 19 June ■ 19 July ■ 19 August ■ 19 September ■ 19 October ■ 19 November ■ 19 December ■

6191 Restraint in Seconds per Month



	# Prone restraints	# Supine restraints	# Physical escorts	# One person seated stability holds	# Two person seated stability holds	# One person stability holds	# Two person stability holds	# Three person stability holds	# object peel	# floor seated stability hold	# 2 person physical lift
■ 19 January	0	0	1	0	0	0	0	0	0	0	1
■ 19 February	0	0	0	0	0	0	0	0	0	0	0
■ 19 March	0	0	0	0	0	0	0	0	0	0	0
■ 19 April	0	0	0	0	0	0	0	0	0	0	0
■ 19 May	0	0	0	0	0	0	0	0	0	0	0
■ 19 June	0	0	0	0	0	0	0	0	0	0	0
■ 19 July	0	0	0	0	0	0	0	0	0	0	0
■ 19 August											
■ 19 September											
■ 19 October											
■ 19 November											
■ 19 December											
■											

■ 19 January ■ 19 February ■ 19 March ■ 19 April ■ 19 May ■ 19 June ■ 19 July ■ 19 August ■ 19 September ■ 19 October ■ 19 November ■ 19 December ■

6531 Chart



6531	Total number of incidents	Occuring at ICF	Occuring at JDT
19 January	0	0	0
19 February	0	0	0
19 March	0	0	0
19 April	0	0	0
19 May	0	0	0
19 June	1	1	0
19 July	0	0	0
19 August			
19 September			
19 October			
19 November			
19 December			

■ 19 January
 ■ 19 February
 ■ 19 March
 ■ 19 April
 ■ 19 May
 ■ 19 June
 ■ 19 July
 ■ 19 August
 ■ 19 September
 ■ 19 October
 ■ 19 November
 ■ 19 December
 ■

6531 Number of Restraints per Month



	# Prone restraints	# Supine restraints	# Physical escorts	# One person seated stability holds	# Two person seated stability holds	# One person stability holds	# Two person stability holds	# Three person stability holds	# object peel	# floor seated stability hold	# 2 person physical lift
■ 19 January	0	0	0	0	0	0	0	0	0	0	0
■ 19 February	0	0	0	0	0	0	0	0	0	0	0
■ 19 March	0	0	0	0	0	0	0	0	0	0	0
■ 19 April	0	0	0	0	0	0	0	0	0	0	0
■ 19 May	0	0	0	0	0	0	0	0	0	0	0
■ 19 June	0	0	0	0	0	0	0	0	1	0	0
■ 19 July	0	0	0	0	0	0	0	0	0	0	0
■ 19 August											
■ 19 September											
■ 19 October											
■ 19 November											
■ 19 December											
■											

■ 19 January ■ 19 February ■ 19 March ■ 19 April ■ 19 May ■ 19 June ■ 19 July ■ 19 August ■ 19 September ■ 19 October ■ 19 November ■ 19 December ■

6531 Restraint in Seconds per Month



	Total number of seconds spent in restraints	Time spent in prone restraint in seconds	Time spent in supine restraint in seconds	Time spent in physical escort in seconds	Time spent in one person seated stability holds in seconds	Time spent in two person seated stability holds in seconds	Time spent in one person stability holds in seconds	Time spent in two person stability holds in seconds	Time spent in three person stability holds in seconds	Time spent in in object peel in seconds	Time Spent in floor seated stability hold	Time Spent in 2 person physical lift
19 January	0	0	0	0	0	0	0	0	0	0	0	0
19 February	0	0	0	0	0	0	0	0	0	0	0	0
19 March	0	0	0	0	0	0	0	0	0	0	0	0
19 April	0	0	0	0	0	0	0	0	0	0	0	0
19 May	0	0	0	0	0	0	0	0	0	0	0	0
19 June	10	0	0	0	0	0	0	0	0	10	0	0
19 July	0	0	0	0	0	0	0	0	0	0	0	0
19 August												
19 September												
19 October												
19 November												
19 December												

■ 19 January
 ■ 19 February
 ■ 19 March
 ■ 19 April
 ■ 19 May
 ■ 19 June
 ■ 19 July
 ■ 19 August
 ■ 19 September
 ■ 19 October
 ■ 19 November
 ■ 19 December
 ■

6564 Chart



■ 19 January
 ■ 19 February
 ■ 19 March
 ■ 19 April
 ■ 19 May
 ■ 19 June
 ■ 19 July
 ■ 19 August
 ■ 19 September
 ■ 19 October
 ■ 19 November
 ■ 19 December
 ■


6564 Number of Restraints per Month



	# Prone restraints	# Supine restraints	# Physical escorts	# One person seated stability holds	# Two person seated stability holds	# One person stability holds	# Two person stability holds	# Three person stability holds	# object peel	# floor seated stability hold	# 2 person physical lift
■ 19 January	0	0	0	0	0	0	0	0	0	0	0
■ 19 February	0	0	0	0	0	0	0	0	0	0	0
■ 19 March	0	0	0	0	0	0	0	0	0	0	0
■ 19 April	0	0	0	0	0	0	0	0	0	0	0
■ 19 May	0	0	0	0	0	0	0	0	0	0	0
■ 19 June	0	4	0	0	0	0	0	0	0	0	0
■ 19 July	0	0	0	0	0	0	0	0	0	0	0
■ 19 August											
■ 19 September											
■ 19 October											
■ 19 November											
■ 19 December											
■											

■ 19 January ■ 19 February ■ 19 March ■ 19 April ■ 19 May ■ 19 June ■ 19 July ■ 19 August ■ 19 September ■ 19 October ■ 19 November ■ 19 December ■


6564 Restraint in Seconds per Month



	Total number of seconds spent in restraints	Time spent in prone restraint in seconds	Time spent in supine restraint in seconds	Time spent in physical escort in seconds	Time spent in one person seated stability holds in seconds	Time spent in two person seated stability holds in seconds	Time spent in one person stability holds in seconds	Time spent in two person stability holds in seconds	Time spent in three person stability holds in seconds	Time spent in in object peel in seconds	Time Spent in floor seated stability hold	Time Spent in 2 person physical lift
■ 19 January	0	0	0	0	0	0	0	0	0	0	0	0
■ 19 February	0	0	0	0	0	0	0	0	0	0	0	0
■ 19 March	0	0	0	0	0	0	0	0	0	0	0	0
■ 19 April	0	0	0	0	0	0	0	0	0	0	0	0
■ 19 May	0	0	0	0	0	0	0	0	0	0	0	0
■ 19 June	0	0	1740	0	0	0	0	0	0	0	0	0
■ 19 July	0	0	0	0	0	0	0	0	0	0	0	0
■ 19 August												
■ 19 September												
■ 19 October												
■ 19 November												
■ 19 December												
■												

■ 19 January ■ 19 February ■ 19 March ■ 19 April ■ 19 May ■ 19 June ■ 19 July ■ 19 August ■ 19 September ■ 19 October ■ 19 November ■ 19 December ■


6698 Chart



	6698	Total number of incidents	Occuring at ICF	Occuring at JDT
■ 19 January		0	0	0
■ 19 February		0	0	0
■ 19 March		0	0	0
■ 19 April		0	0	0
■ 19 May		0	0	0
■ 19 June		0	0	0
■ 19 July		0	0	0
■ 19 August				
■ 19 September				
■ 19 October				
■ 19 November				
■ 19 December				
■				

■ 19 January ■ 19 February ■ 19 March ■ 19 April ■ 19 May ■ 19 June ■ 19 July ■ 19 August ■ 19 September ■ 19 October ■ 19 November ■ 19 December ■

6698 Number of Restraint per Month



	# Prone restraints	# Supine restraints	# Physical escorts	# One person seated stability holds	# Two person seated stability holds	# One person stability holds	# Two person stability holds	# Three person stability holds	# object peel	# floor seated stability hold	# 2 person physical lift
■ 19 January	0	0	0	0	0	0	0	0	0	0	0
■ 19 February	0	0	0	0	0	0	0	0	0	0	0
■ 19 March	0	0	0	0	0	0	0	0	0	0	0
■ 19 April	0	0	0	0	0	0	0	0	0	0	0
■ 19 May	0	0	0	0	0	0	0	0	0	0	0
■ 19 June	0	0	0	0	0	0	0	0	0	0	0
■ 19 July	0	0	0	0	0	0	0	0	0	0	0
■ 19 August											
■ 19 September											
■ 19 October											
■ 19 November											
■ 19 December											
■											

■ 19 January
 ■ 19 February
 ■ 19 March
 ■ 19 April
 ■ 19 May
 ■ 19 June
 ■ 19 July
 ■ 19 August
 ■ 19 September
 ■ 19 October
 ■ 19 November
 ■ 19 December
 ■

6698 Restraint in Seconds per Month



	Total number of seconds spent in restraints	Time spent in prone restraint in seconds	Time spent in supine restraint in seconds	Time spent in physical escort in seconds	Time spent in one person seated stability holds in seconds	Time spent in two person seated stability holds in seconds	Time spent in one person stability holds in seconds	Time spent in two person stability holds in seconds	Time spent in three person stability holds in seconds	Time spent in in object peel in seconds	Time Spent in floor seated stability hold	Time Spent in 2 person physical lift
■ 19 January	0	0	0	0	0	0	0	0	0	0	0	0
■ 19 February	0	0	0	0	0	0	0	0	0	0	0	0
■ 19 March	0	0	0	0	0	0	0	0	0	0	0	0
■ 19 April	0	0	0	0	0	0	0	0	0	0	0	0
■ 19 May	0	0	0	0	0	0	0	0	0	0	0	0
■ 19 June	0	0	0	0	0	0	0	0	0	0	0	0
■ 19 July	0	0	0	0	0	0	0	0	0	0	0	0
■ 19 August												
■ 19 September												
■ 19 October												
■ 19 November												
■ 19 December												
■												

■ 19 January
 ■ 19 February
 ■ 19 March
 ■ 19 April
 ■ 19 May
 ■ 19 June
 ■ 19 July
 ■ 19 August
 ■ 19 September
 ■ 19 October
 ■ 19 November
 ■ 19 December
 ■