



**Brian Sandoval**  
*Governor*



**Richard Whitley**  
*Director*

State of Nevada  
**Department of Health and Human Services**

---

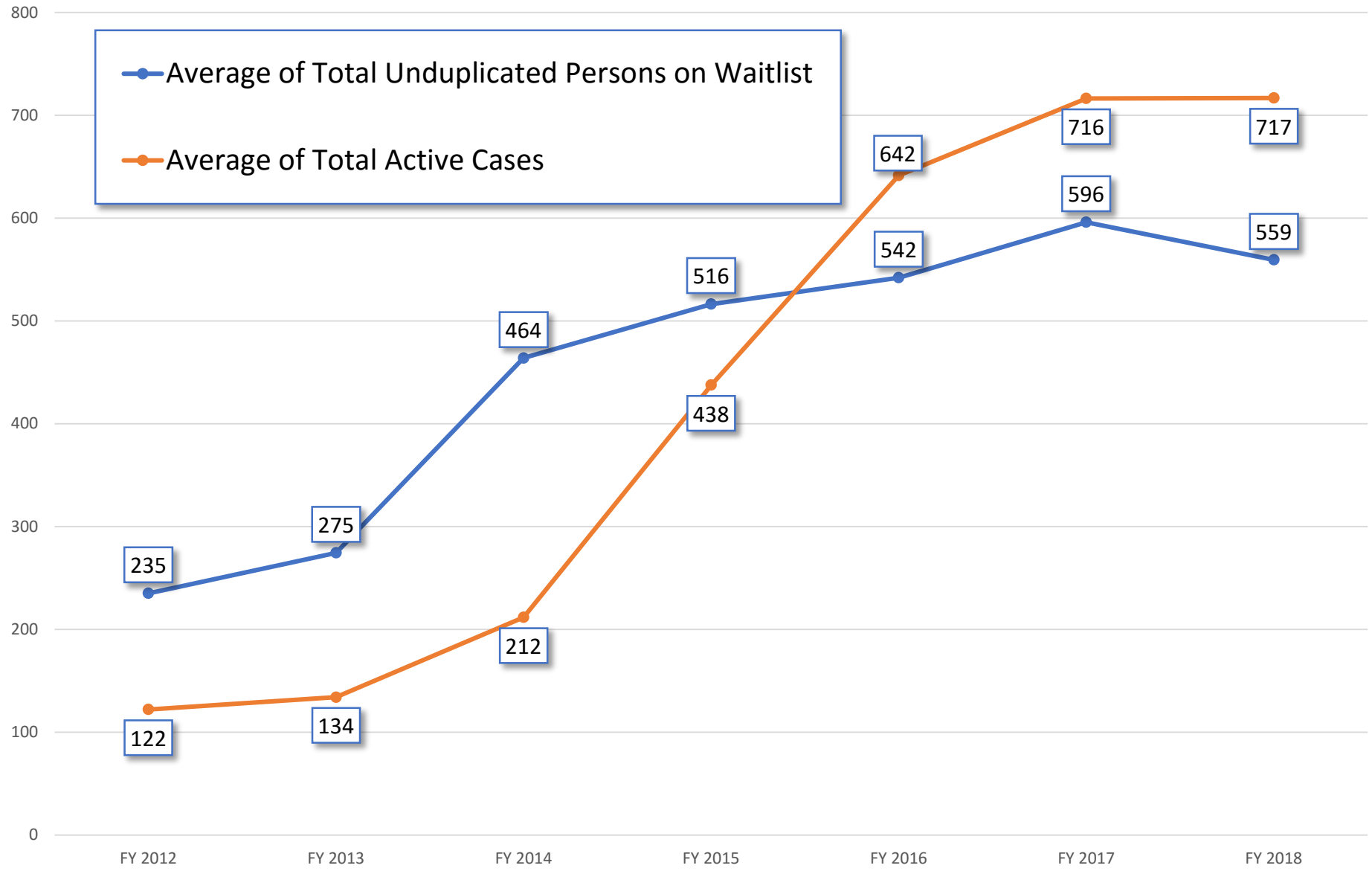
Aging and Disability Services Division  
Autism Treatment Assistance Program (ATAP)  
Samantha Jayme HPM 3  
07/13/18



# ATAP

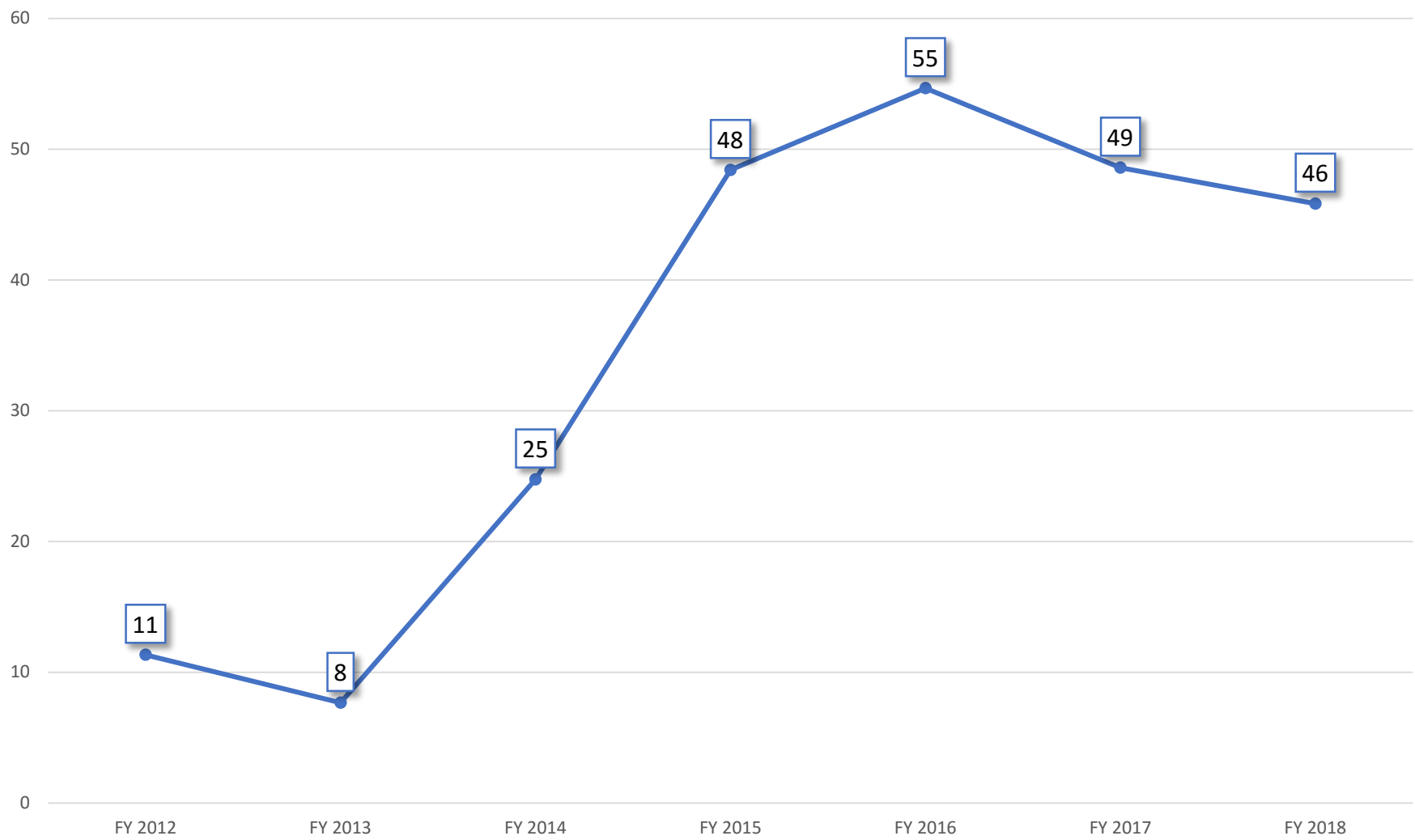
- June Monthly caseload to date (6/30/18)
  - 52 new applications
  - 672 active children, average age: 9
  - 517 total children waiting, average age: 7
  - Average wait time: 431 days

# ATAP Caseload Growth



# Referrals to date

New Application Average



# Waiting Children by Age

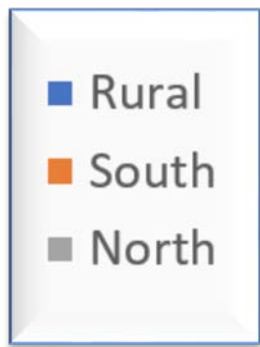
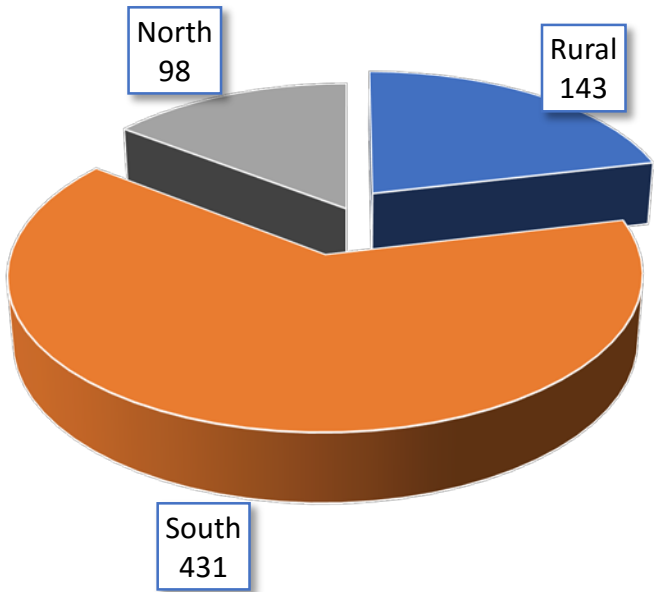
Age	Undetermined	Comprehensive	Insurance	Extensive	Medicaid FFS	Medicaid MCO	Grand Total
1 Year old	1		1				2
2 Years old	16	1	20		6	4	47
3 Years old	11	7	41	1	15	2	77
4 Years old	6	6	27		28	6	73
5 Years old	6	6	20		25	1	58
6 Years old		3	11		16	6	36
7 Years old	1	4	9		25	5	44
8 Years old	3	2	5	1	18	1	30
9 Years old	3	1	3	3	17	2	29
10 Years old	2		3	1	11	1	18
11 Years old	2		7	2	11		22
12 Years old	3		4		14	2	23
13 Years old			4		12	1	17
14 Years old			3	2	12	1	18
15 Years old	1		4		5		10
16 Years old			1		3		4
17 Years old	1				4		5
18 Years old	1				3		4
<b>Grand Total</b>	<b>57</b>	<b>30</b>	<b>163</b>	<b>10</b>	<b>225</b>	<b>32</b>	<b>517</b>

# Active Children by Age

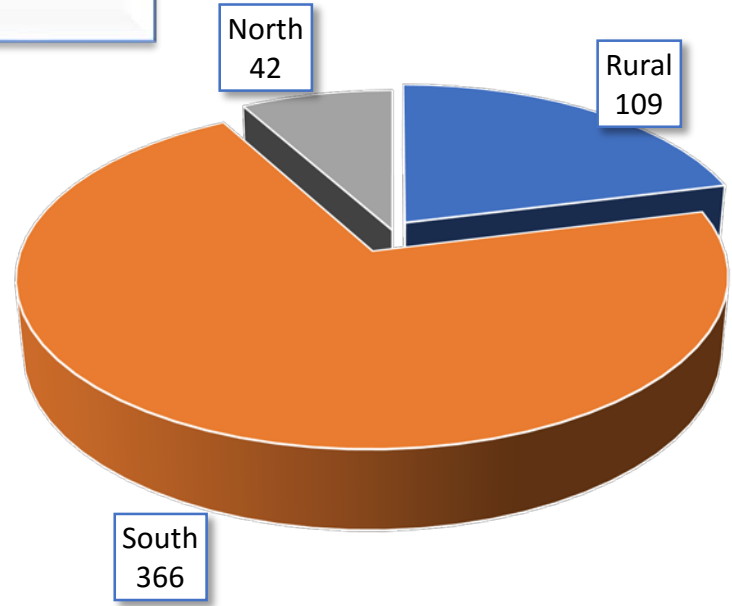
Age	Comprehensive	Insurance	Social Skills	Basic	Extensive	Therapeutic	Transition	Medicaid	MCO	Grand Total
2 Years old								1	1	2
3 Years old	3	10						16	4	33
4 Years old	13	19			1			12	6	51
5 Years old	12	27						23	4	66
6 Years old	16	27			1	1		24	5	74
7 Years old	13	14			4		1	22	6	60
8 Years old	8	14		1	1	1		32	5	62
9 Years old	8	21		1	5		2	23	2	62
10 Years old	1	15	1	3	4	1	1	22	3	51
11 Years old	1	9	1	3	5		1	24	4	48
12 Years old		5		1	8			25	1	40
13 Years old		6	2	2	3			16	3	32
14 Years old		4	2	4	3			14	2	29
15 Years old		7		3	1			13	3	27
16 Years old		4			3			6		13
17 Years old		3	1		1			4		9
18 Years old		1		1				4		6
19 Years old		5						2		7
<b>Grand Total</b>	<b>75</b>	<b>191</b>	<b>7</b>	<b>19</b>	<b>40</b>	<b>3</b>	<b>5</b>	<b>283</b>	<b>49</b>	<b>672</b>

# Count of Active & Waiting by Area

Active

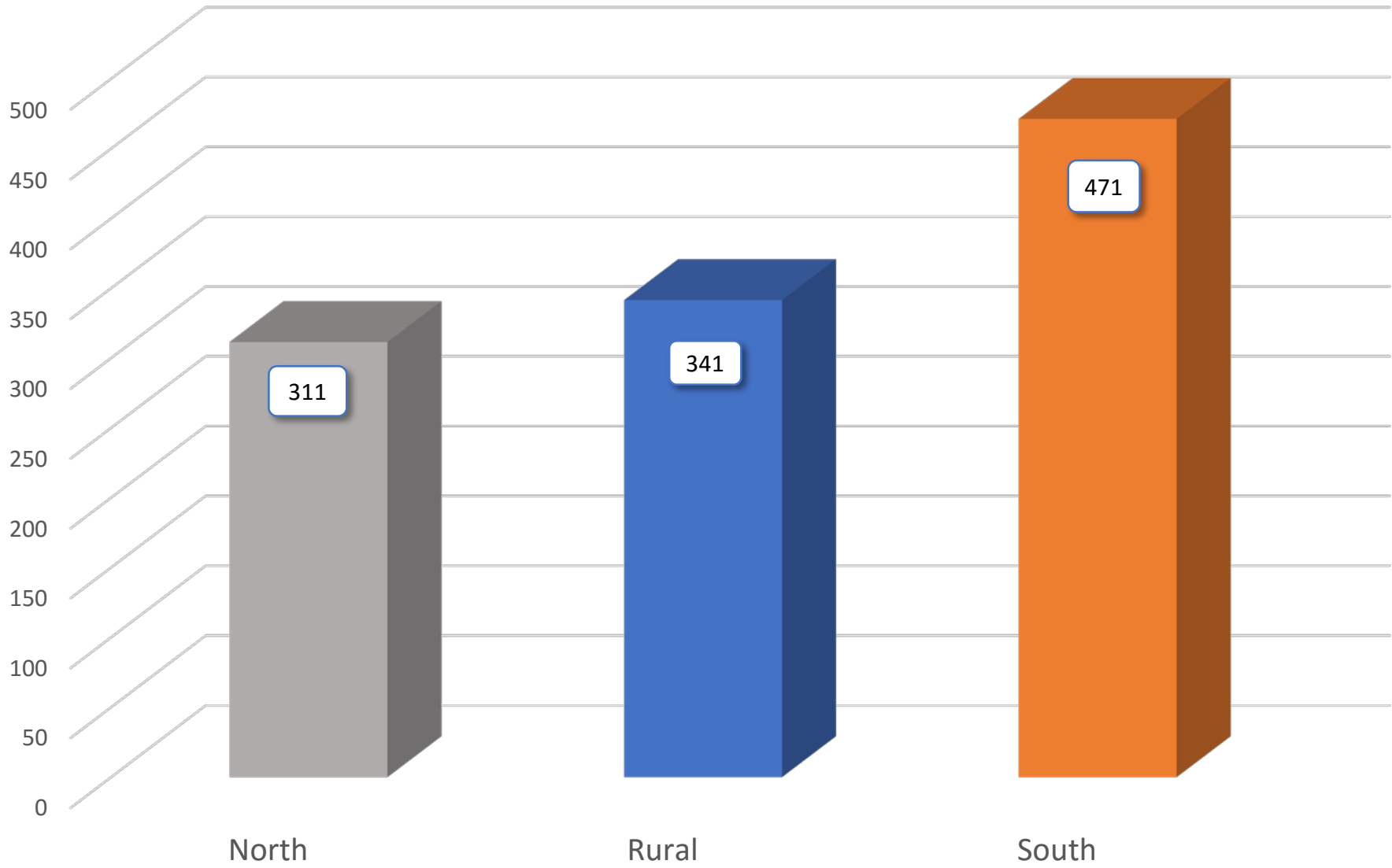


Waiting



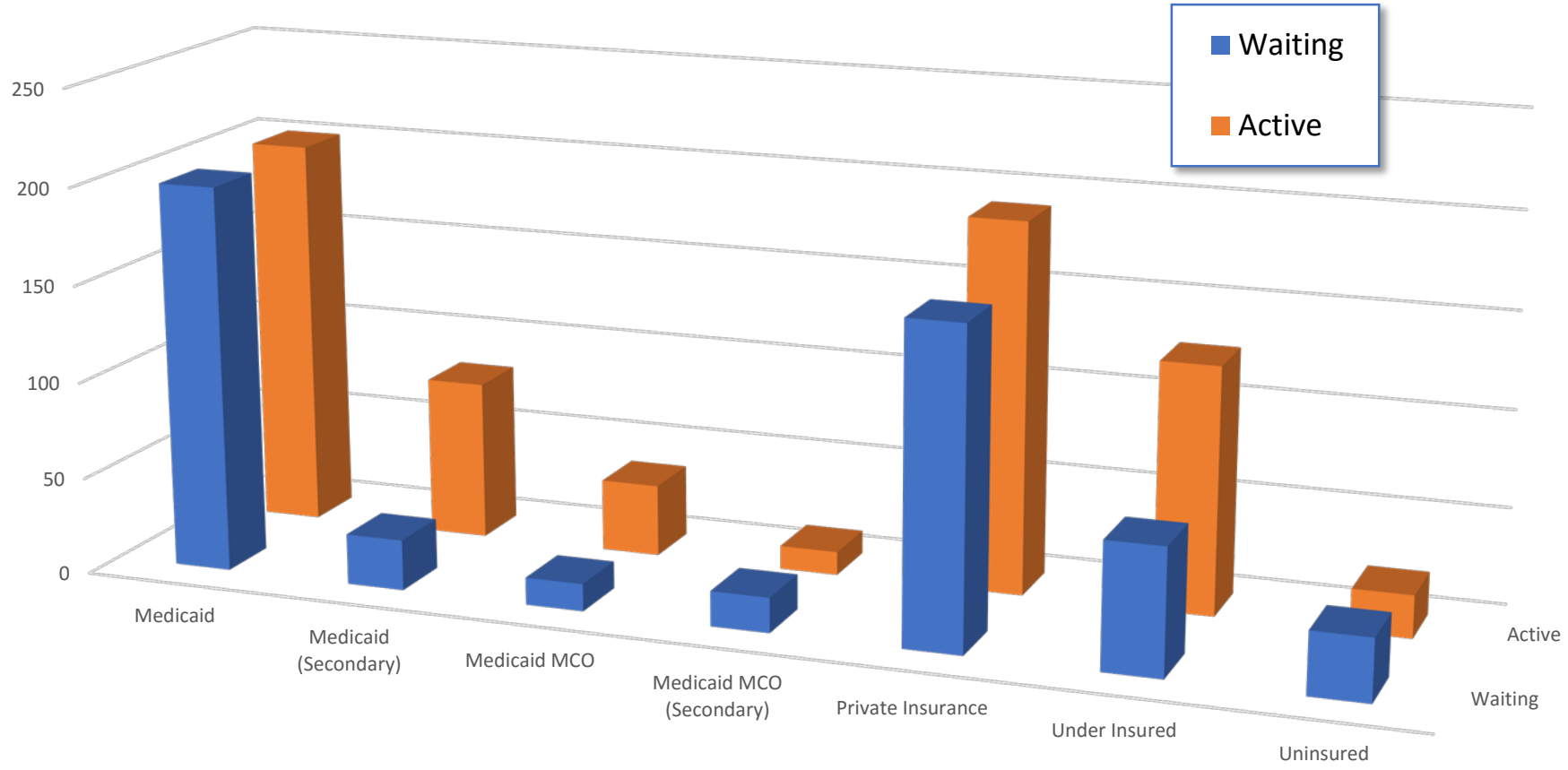
# Wait Time by Area

AVERAGE WAIT IN DAYS

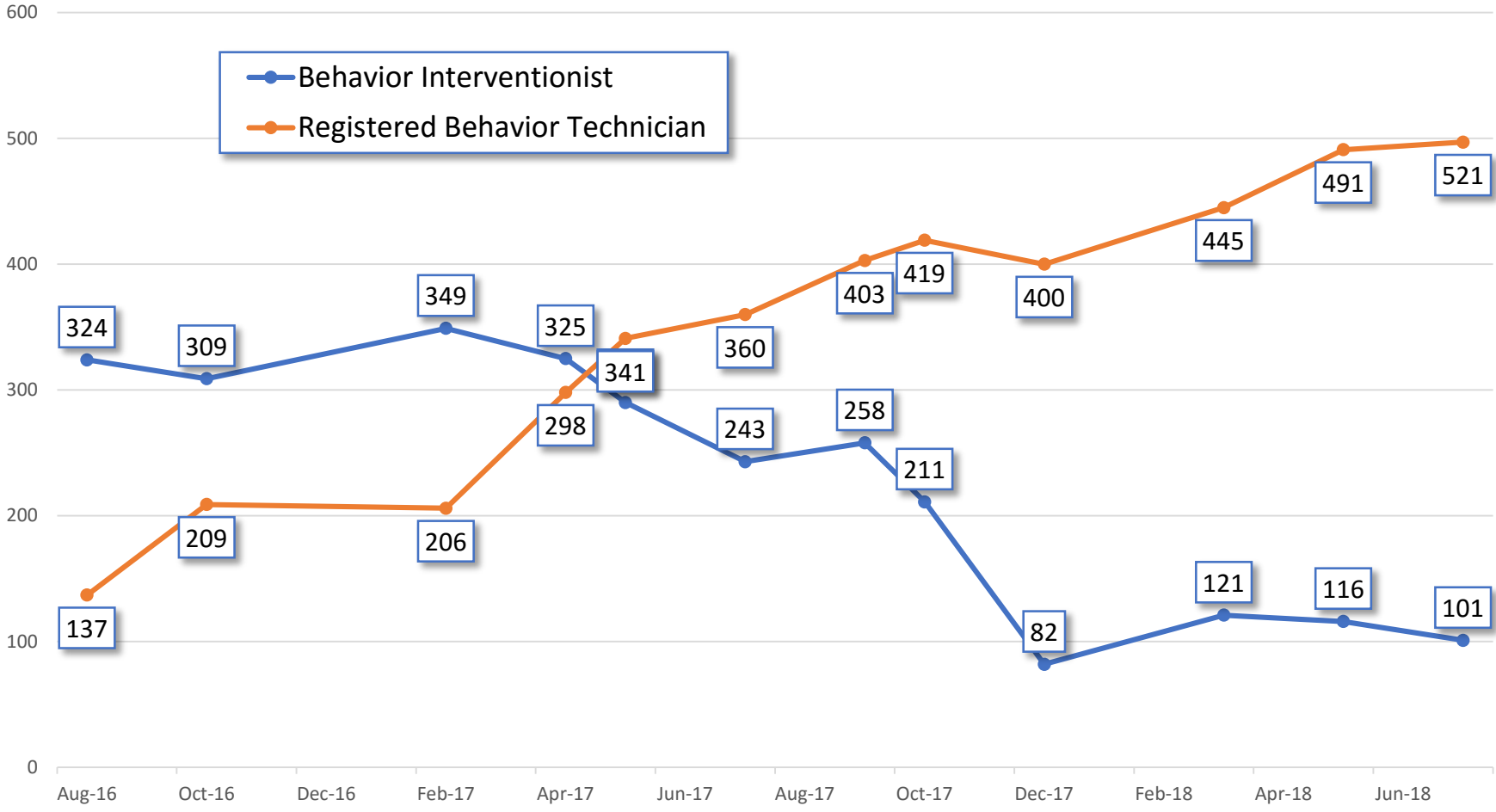




# Insurance Coverage Availability



# Interventionist to RBT changes



# Questions – Comments

Samantha Jayme, MSW

702-486-9280

[sjayme@adsd.nv.gov](mailto:sjayme@adsd.nv.gov)

