



**Brian Sandoval**  
*Governor*



**Richard Whitley**  
*Director*

State of Nevada  
**Department of Health and Human Services**

---

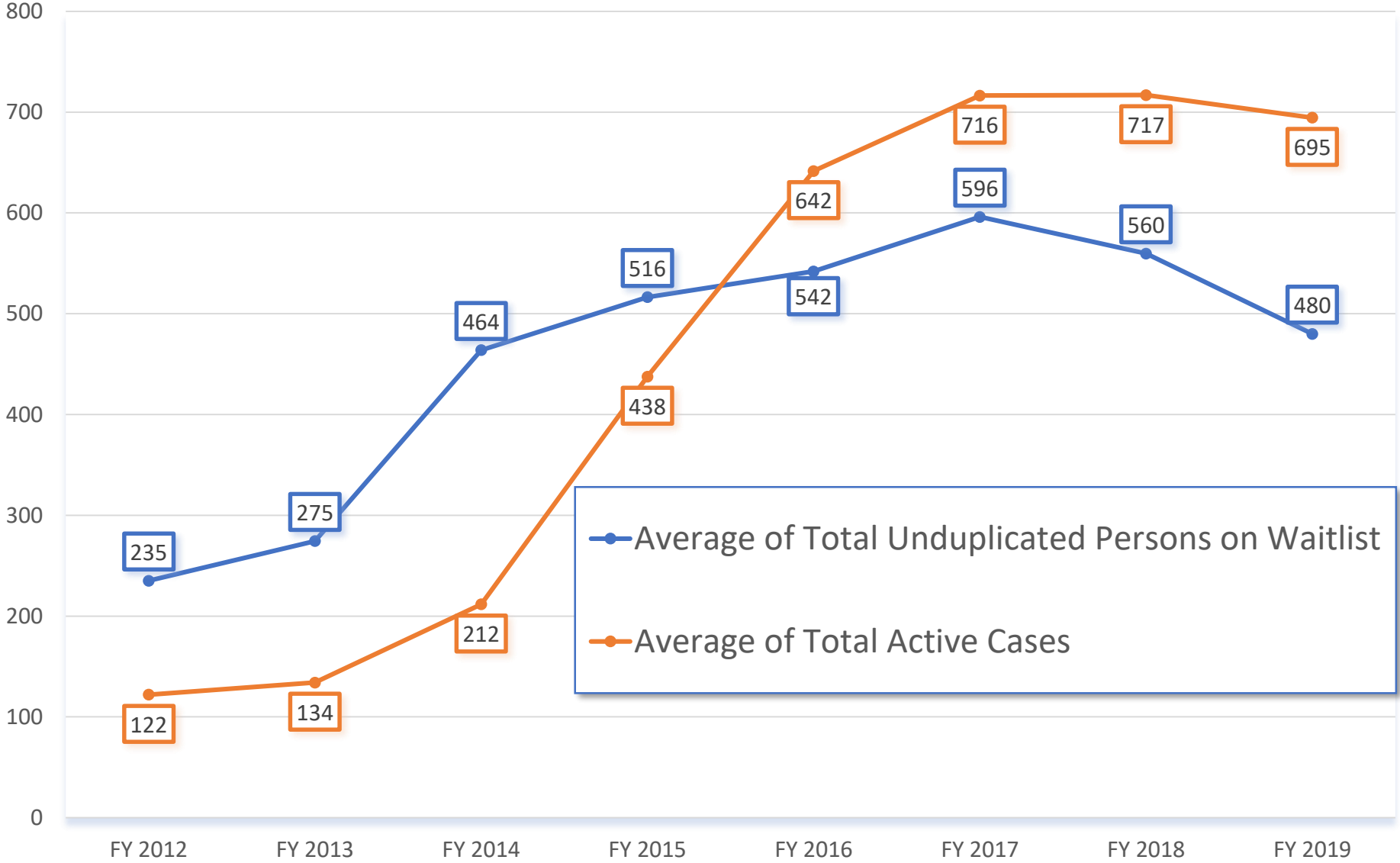
Aging and Disability Services Division  
Autism Treatment Assistance Program (ATAP)  
Yeni Medina DS IV  
09/12/18



# ATAP

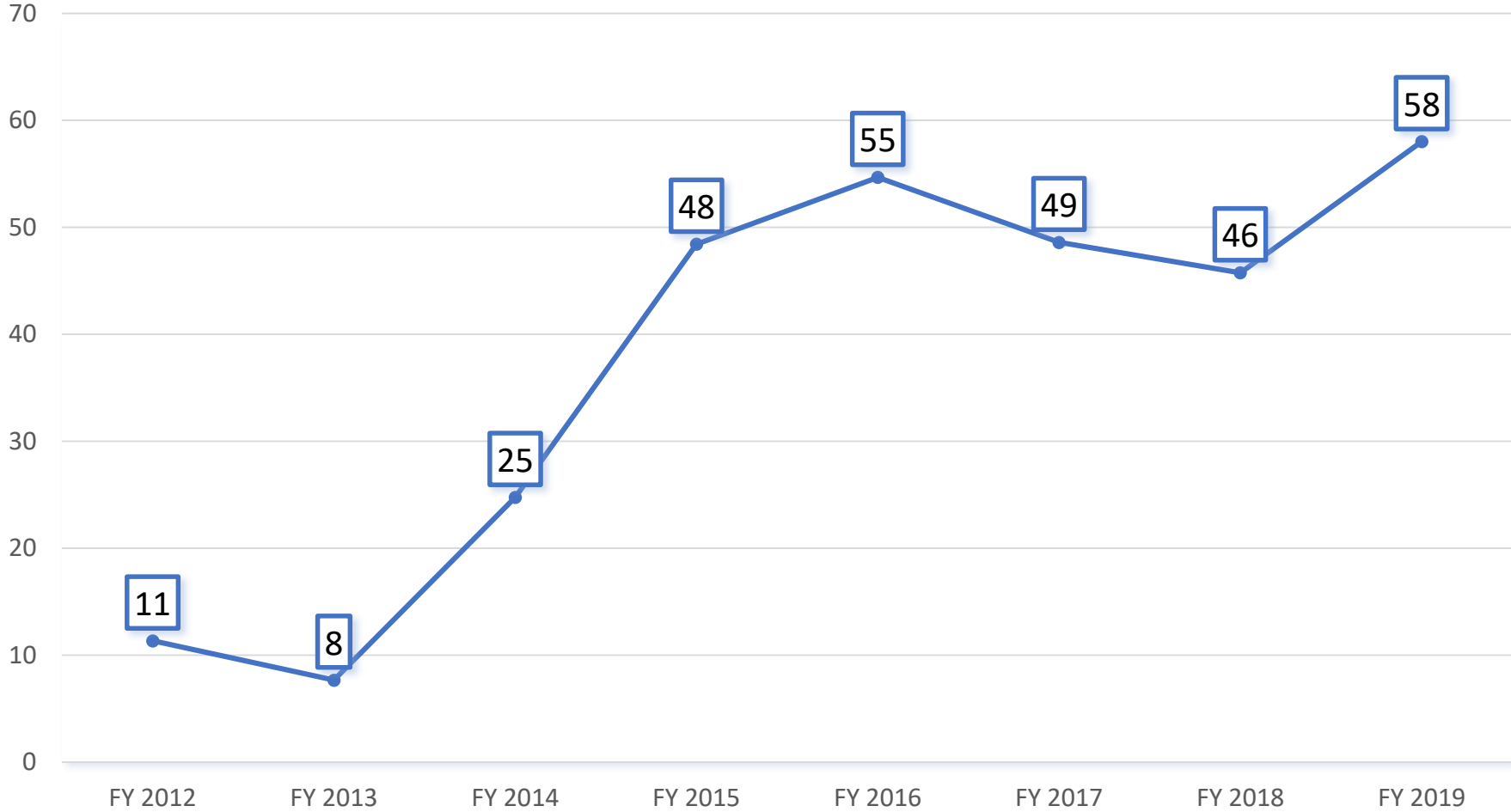
- August Monthly caseload to date (8/31/18)
  - 70 new applications
  - 697 active children, average age: 9
  - 477 total children waiting, average age: 6
  - Average wait time: 363 days

# ATAP Caseload Growth



# Referrals to date

New Application Average



# Case mix breakdown by plan type

Plan Type	Status			
	Active		Waiting	
ATAP-Comprehensive:	204	29%	108	23%
ATAP-Insurance Assistance:	286	41%	171	36%
ATAP-Plan Undetermined:	0	0%	113	24%
ATAP-Service Coordination:	36	5%	16	3%
ATAP-Social Skills:	15	2%	1	0%
ATAP-Targeted Basic:	32	5%	3	1%
ATAP-Targeted Extensive:	116	17%	65	14%
ATAP-Therapeutic:	3	0%	0	0%
ATAP-Transition Plan:	5	1%	0	0%
<b>Grand Total</b>	<b>697</b>		<b>477</b>	

# Waiting Children by Age

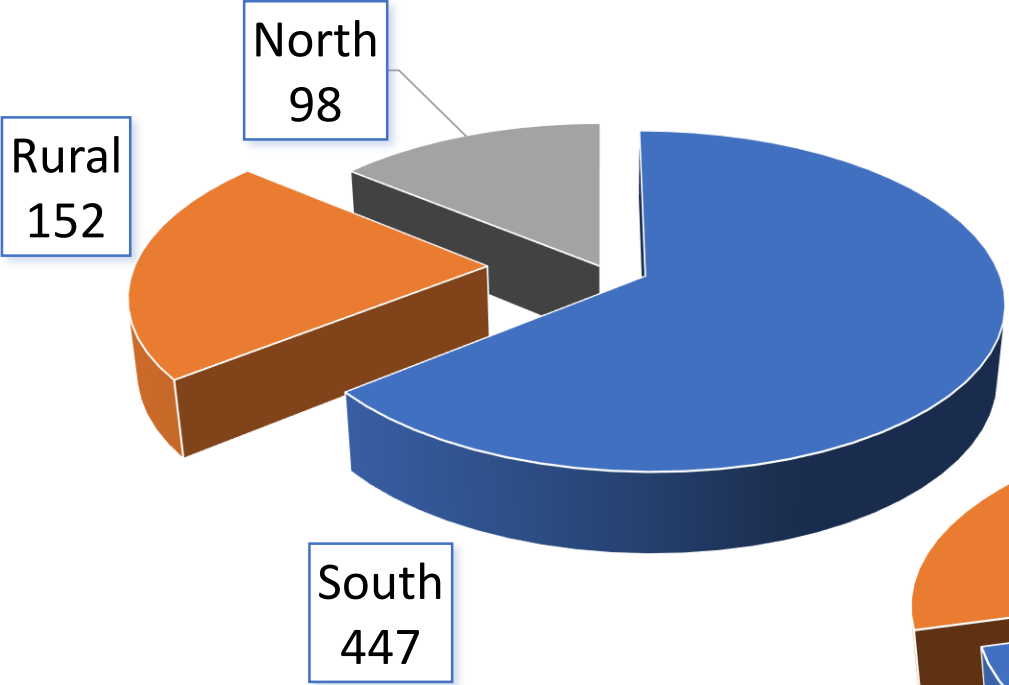
Age	Undetermined	Comprehensive	Insurance	Social Skills	Extensive	Medicaid FFS	Medicaid MCO	Grand Total
1 Year old	1		1				1	3
2 Years old	21		17			5	3	46
3 Years old	12	7	33			17	9	78
4 Years old	5	4	26		1	30	4	70
5 Years old	4	3	17			17	3	44
6 Years old	2		15			20	5	42
7 Years old		2	9			22	2	35
8 Years old	2	2	5		1	20	2	32
9 Years old	2	1	3			14		20
10 Years old	2		1		3	12	2	20
11 Years old	3		6	1	2	12		24
12 Years old	1		4		1	8	1	15
13 Years old			5			12	2	19
14 Years old			3		2	9	1	15
15 Years old	2		3			4		9
16 Years old			1			1	1	3
17 Years old						1		1
18 Years old						1		1
<b>Grand Total</b>	<b>57</b>	<b>19</b>	<b>149</b>	<b>1</b>	<b>10</b>	<b>205</b>	<b>36</b>	<b>477</b>

# Active Children by Age

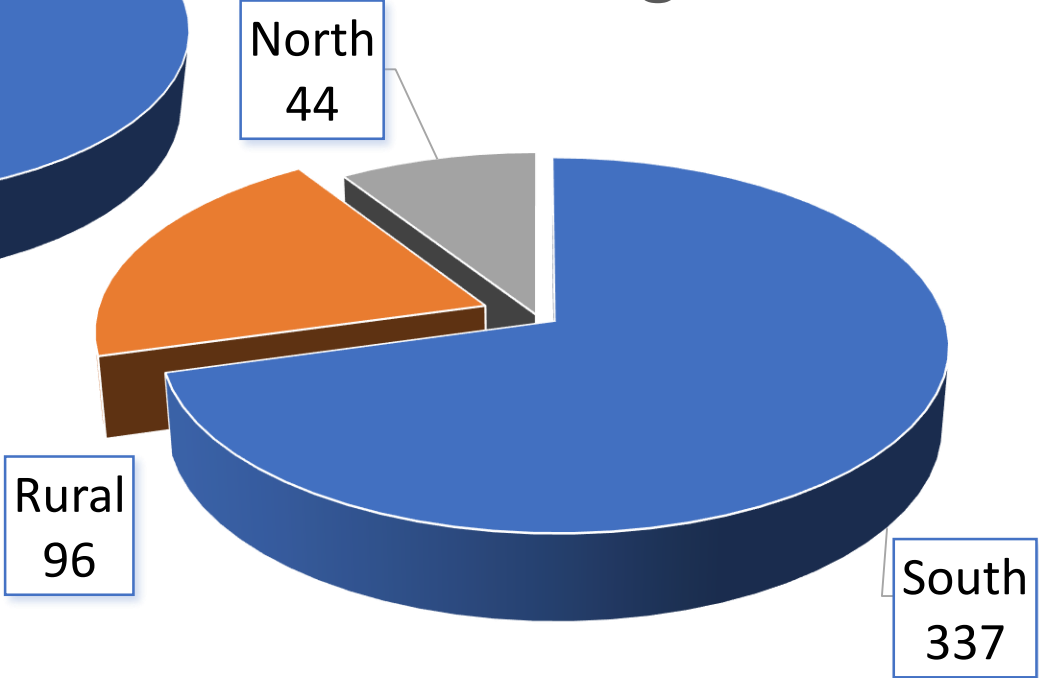
Age	Comprehensive	Insurance	Social Skills	Basic	Extensive	Therapeutic	Transition	Medicaid	MCO	Total
2 Years old	1	4						2		7
3 Years old	3	12						13	4	32
4 Years old	14	30			1			10	7	62
5 Years old	10	25					2	20	4	61
6 Years old	15	30		1	1	1		25	4	77
7 Years old	14	16		1	4			18	6	59
8 Years old	9	17		1	4	1		30	4	66
9 Years old	9	23			3		1	26	2	64
10 Years old	1	15	1	4	3	1	1	20	3	49
11 Years old	1	15		2	5		1	24	3	51
12 Years old		9	1	2	5			25	2	44
13 Years old		8	5		1			17	2	33
14 Years old		4	2	4	2			12	3	27
15 Years old		6		1	1			15	3	26
16 Years old		6		3	1			5	1	16
17 Years old		4	1		1			4		10
18 Years old		1	1					4		6
19 Years old		4						3		7
<b>Grand Total</b>	<b>77</b>	<b>229</b>	<b>11</b>	<b>19</b>	<b>32</b>	<b>3</b>	<b>5</b>	<b>273</b>	<b>48</b>	<b>697</b>

# Count of Active & Waiting by Area

Active



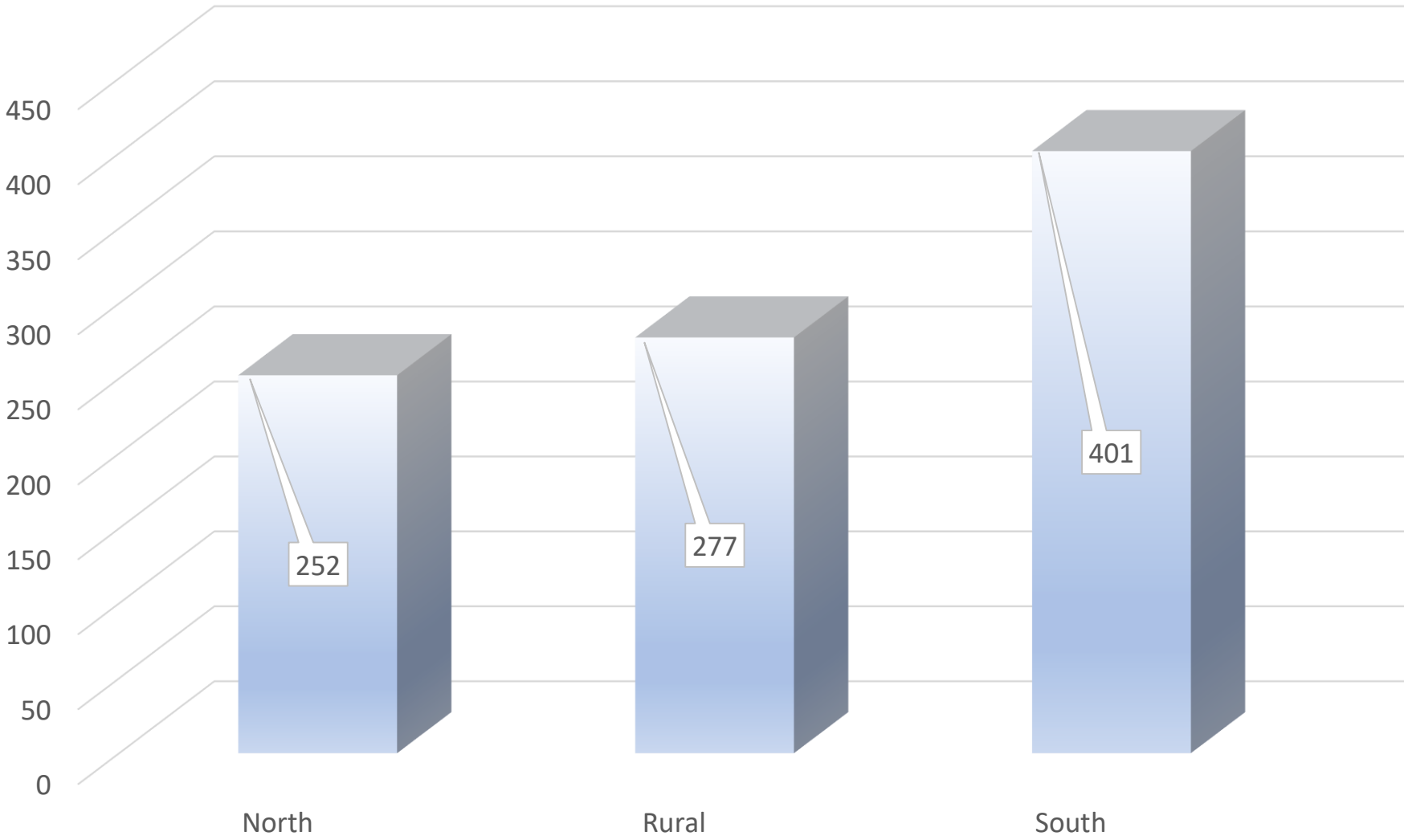
Waiting



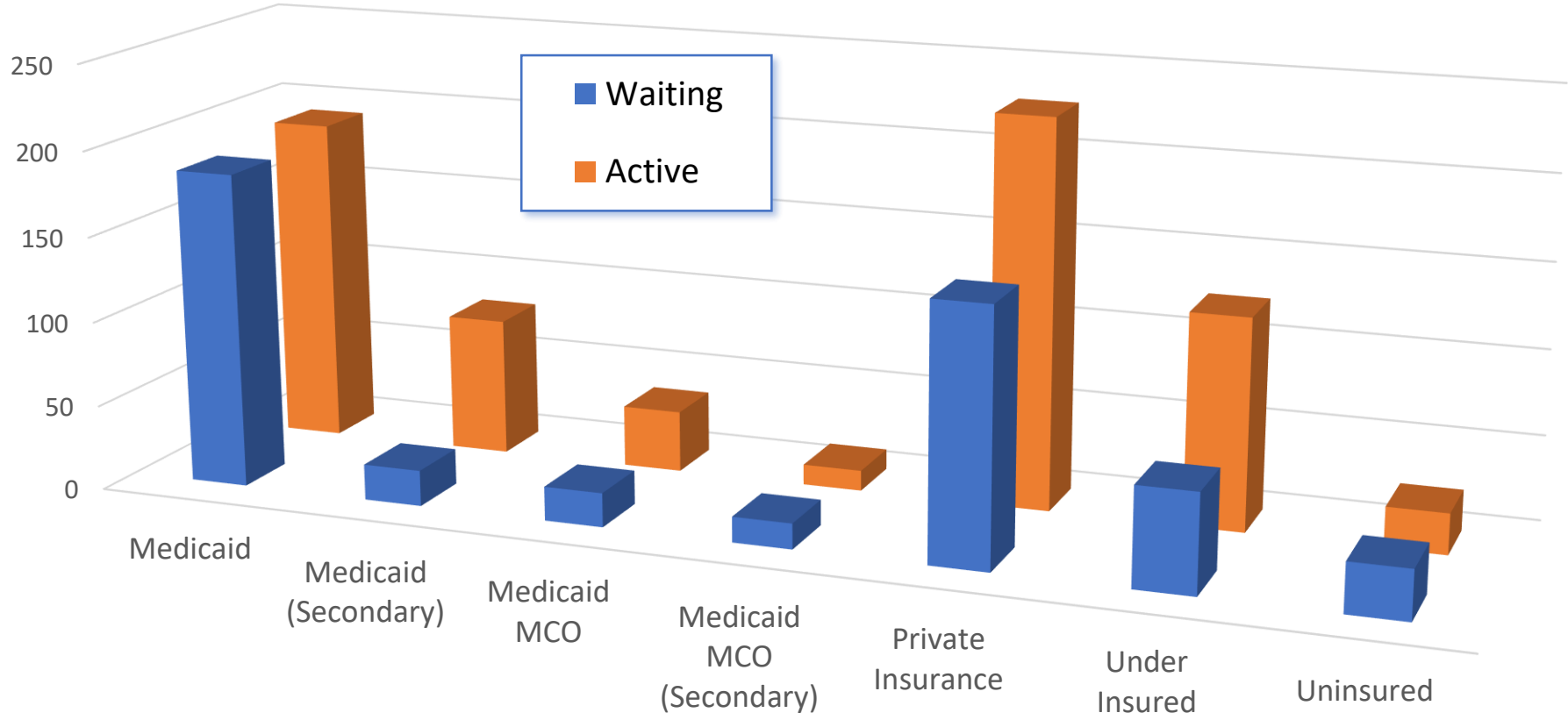


# Wait Time by Area

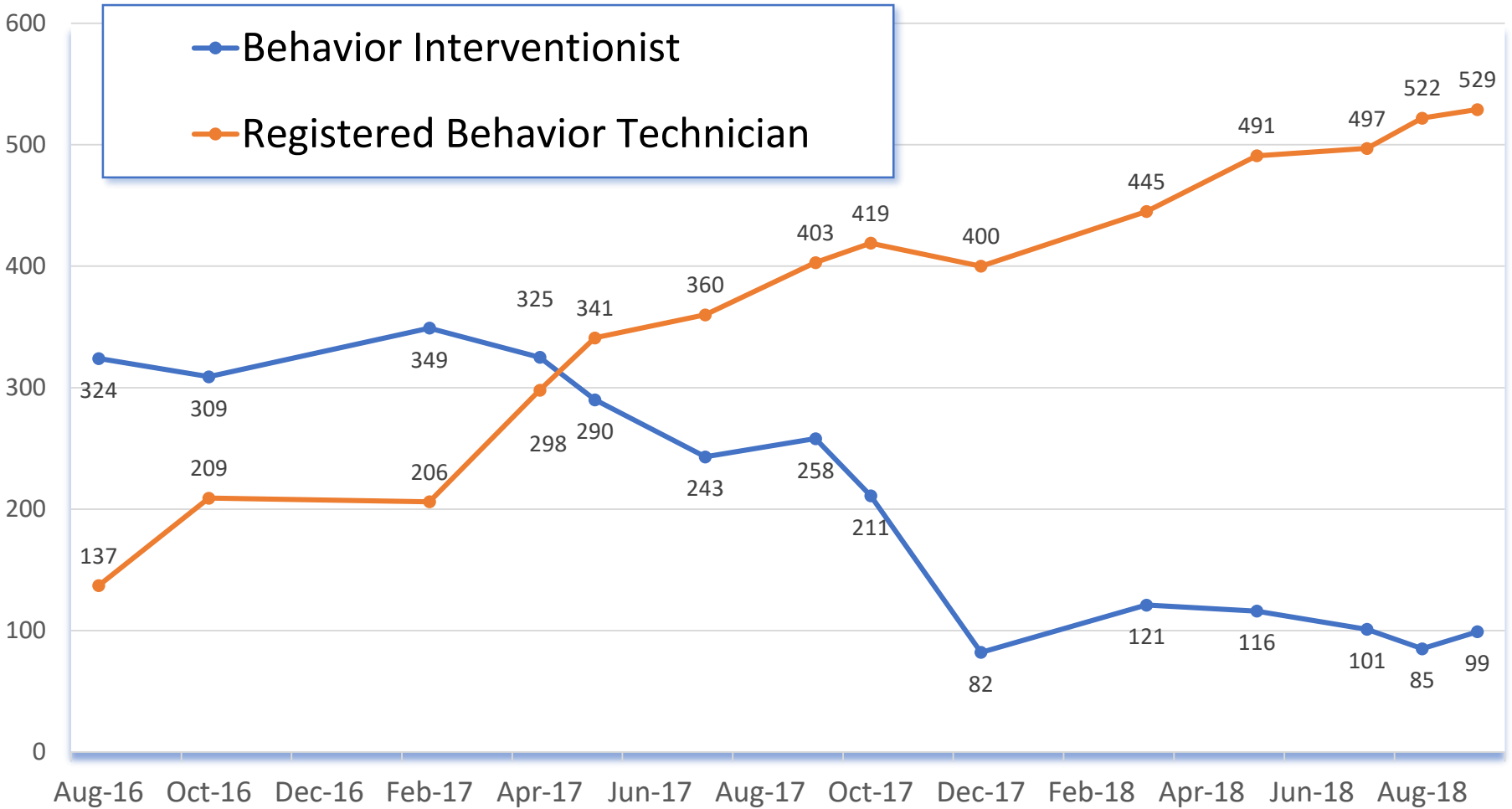
AVERAGE WAIT IN DAYS



# Insurance Coverage Availability



# Interventionist to RBT changes



# Questions – Comments

Yeni Medina DS IV

702-486-9231

[ymedina@adsd.nv.gov](mailto:ymedina@adsd.nv.gov)

