

Brian Sandoval  
*Governor*

Richard Whitley, MS  
*Director, DHHS*



Cody L. Phinney, MPH  
*Administrator, DPBH*

Leon Ravin, MD  
*Acting Chief Medical Officer*

# Nevada Improvements in Quality and Practices

Liliana Wilbert, MPH  
and Karen Felicetta

NSSP Grantee Meeting  
5/17/2016

Department of Health and Human Services  
Division of Public and Behavioral Health

[dpbh.nv.gov](http://dpbh.nv.gov)

Office of Public Health Informatics &  
Epidemiology (OPHIE)



# Nevada National Ranking & Facts

- **National Ranking:**
  - Population: 35th (2010 Census)
  - Area: 7th (87% is federally controlled)
- **Facts:**
  - Earliest inhabitants, beginning about 12,400 years ago, marked by many petroglyphs and archaeological sites.
  - First settlements were established in 1851.
  - An Act of Congress created the Territory of Nevada on March 2, 1861.





# Nevada Improvements

**Progress towards logic model and work plan outcomes for project period (Year 1):**

**– Activity outcomes above original measures:**

Core Area	Activities	Measure	Outcome	Above Measure
Improve representativeness of data.	Identify, recruit, and onboard hospitals, Health Information Exchanges (HIEs), and aggregator services to the syndromic surveillance platform.	4	7	57%

Over  
50% above  
measure!

Five months  
before  
deadline!



# Nevada Improvements

**Progress towards logic model and work plan outcomes for project period (Year 1):**

**– Activity outcomes above original measures:**

Core Area	Activities	Measure	Outcome	Above Measure
Improve representativeness of data.	Recruit minimum of five eligible urgent care facilities.	5	10	50%

*Nine months before deadline!*

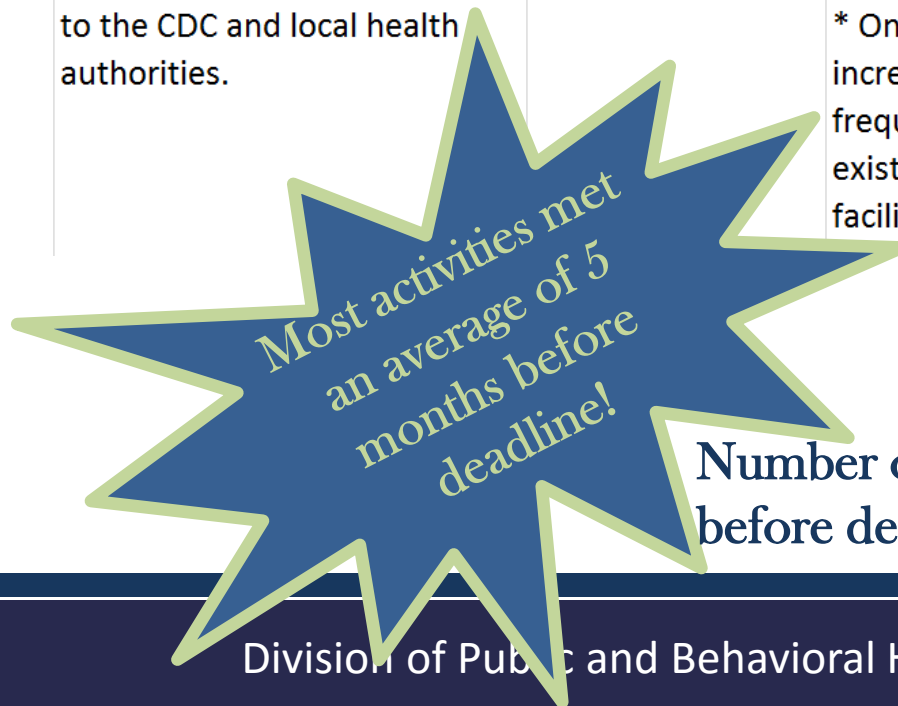
*50% above measure!*



# Nevada Improvements

## – Activity outcomes above original measures:

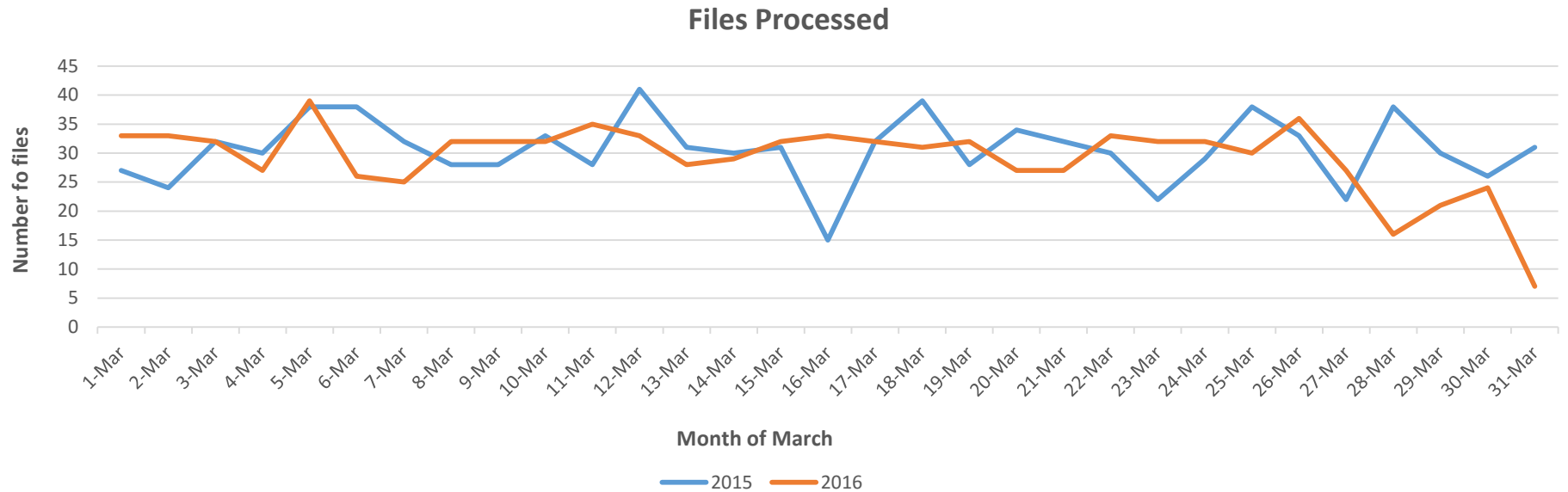
Core Area	Activities	Measure	Outcome	Above Measure
Improve data quality, timeliness and utility.	Conduct daily data assessments for required elements and reporting timeliness and report findings to the CDC and local health authorities.	Development of a daily reporting timeliness report.	Met: Syndromic Epidemiologist developed a daily timeliness report.  * Onboarding coordinator increased data elements and frequency of submissions from existing and newly onboarded facilities.	Yes



Number of activities completed and met before deadline: 13 of 21 (62%)!



# Nevada Improvements





# Nevada Improvements

## Syndromic Surveillance Data

- Over The Counter Medication Sales
  - National Retail Data Monitor (NRDM)
  - Aberrations
- Rural County Health Profile
  - Behavioral Health Snapshot
- Cholera in NV?? Corroborate
  - Alert → investigation → typos in records
- Drug use in Southern Nevada - IP
  - CC based situational awareness for drug intoxication

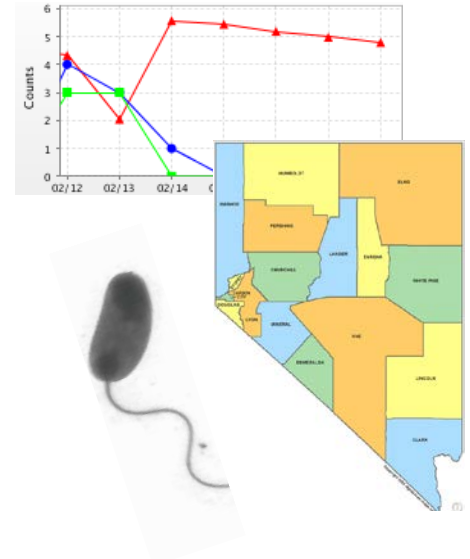


Photo sources: Graph - RODS Laboratory, University of Pittsburg / Map - Geology.com / Vibrio Cholerae – University of Wisconsin



# Nevada Improvements

- Projects on the horizon
  - Suicide Prevention/Intervention
    - CC based situational awareness
    - Search terms: “suicide” and “suicide attempt”
    - Frequencies by facilities & age groups
  - Rx Opioids in Northern Nevada
    - CC based situational awareness
    - Search terms: “oxy,” “oxycodone,” “opioid,” “heroin,” and “heroine”
    - Frequencies by facilities, age groups, & map by patient zip





## Nevada Improvements in Quality & Practices

# Questions?

Thank you!



Liliana Wilbert, MPH

[lwilbert@health.nv.gov](mailto:lwilbert@health.nv.gov) (775) 684-4044

Karen Felicetta

[kfelicetta@health.nv.gov](mailto:kfelicetta@health.nv.gov) (775) 684-4254